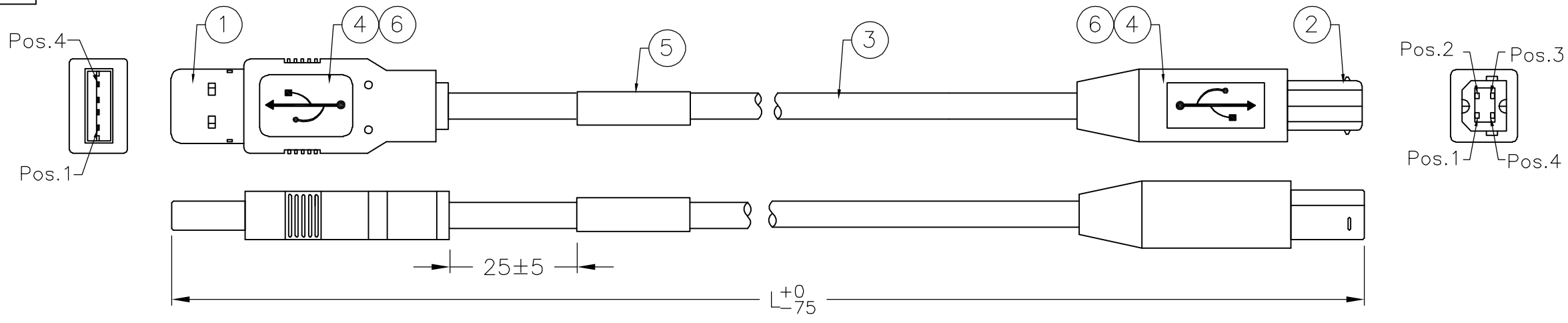


THIS DRAWING IS UNPUBLISHED. RELEASED FOR PUBLICATION  
 © COPYRIGHT - BY TYCO ELECTRONICS CORPORATION. ALL RIGHTS RESERVED.

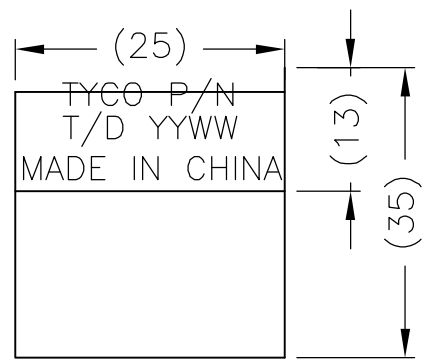
LOC	DIST	REVISIONS					
GP	00	P	LTR	DESCRIPTION	DATE	DWN	APVD
			C	REVISE PER ECO-05-006320	01AUG05	TW	JH

Tooling Drawing NO.  
 USB A: TR00662  
 USB B: TR00664



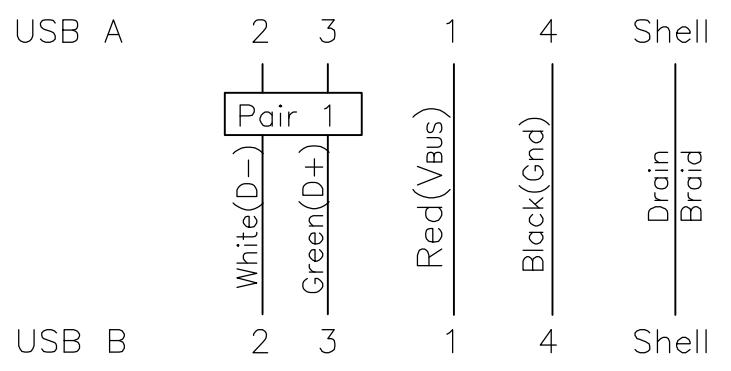
NOTES:

- TESTED FOR CONTINUITY, SHORTS AND OPENS, HI-POT 630V FOR 10MS.
- CABLE ASSEMBLY MEETS USB 2.0 STANDARDS.
- EXPOSED CABLE BRAID IS NOT PERMISSIBLE BEYOND OVERMOLD.
- THE FINAL CABLE ASSEMBLY MAXIMUM LENGTH NOT TO EXCEED 5000MM PER USB SPECIFICATIONS.
- MEETS REQUIREMENTS OF EU DIRECTIVE 2002/95/EC



PART NO.	1487590-1	1487590-2
LENGTH(L)	4000	5000

PIN ASSIGNMENT :



AR	AR	MR	COPPER FOIL, W: 5MM	6
1	1	PC	LABEL, 25x35mm, White 25x13mm	5
AR	AR	KG	Overmold PVC, 40P, Color: White(WH01)	4
AR	AR	MR	USB 2.0 Cable 25AWG*1P+20AWG*2C+Al/Mylar +Drain+Braid, Color: White(WH01).	3
1	1	EA	USB 4Pin Connector Contacts: Gold 30U Plated, Shell: Nickel Plated, Housing UL94V-0 B Type.	2
1	1	EA	USB 4Pin Connector Contacts: Gold 30U Plated, Shell: Nickel Plated, Housing UL94V-0 A Type.	1
-2	-1	U/M	DESCRIPTION	ITEM

THIS DRAWING IS A CONTROLLED DOCUMENT.		DWN	25/FEB/02		Tyco Electronics Corporation	
		CHK	BOVEY LIU		Harrisburg, Pa 17105-3608	
DIMENSIONS: mm		APVD	15/MAR/02		NAME	
TOLERANCES UNLESS OTHERWISE SPECIFIED:		F.D. McCORKEL		CABLE ASSEMBLY, USB A TYPE TO USB B TYPE		
0 PLC ± -		PRODUCT SPEC		-		
1 PLC ± -		APPLICATION SPEC		-		
2 PLC ± -		WEIGHT		-		
3 PLC ± -		SIZE		CAGE CODE		DRAWING NO
4 PLC ± -		A3		00779		1487590
ANGLES ± -		CUSTOMER DRAWING		SCALE		SHEET
FINISH		-		N.T.S		1 OF 1
MATERIAL		-		REV		C