DATA CONTAINED IN THIS DOCUMENT IS PROPRIETARY TO TROMPETER ELECTRONICS INC. AND SHALL NOT BE DISCLOSED, COPIED OR USED FOR PROCUREMENT OR MANUFACTURE WITHOUT EXPRESS WRITTEN PERMISSION OF TROMPETER ELECTRONICS INC.

REVISIONS		22-01	SH 1
REV	DESCRIPTION	DATE	APPROVED
K	REVISED PER ECO 15124	7/23/03	WSB

TABLE 1

P2 CONN TYPE	A DIM 7	FIG NO	P1 CONN TYPE: BJ77 /8							BJ77TL						BJ77FL						BJ377						BJ77RG (REVERCE GENDER) /8						BJ377RG (REVERCE GENDER) /8					
			SCHEMATICS																																				
			E1	E2	E3	E4	E5	E6	E7	E1	E2	E3	E4	E5	E6	E1	E2	E3	E4	E5	E6	E1	E2	E3	E4	E5	E6	E1	E2	E3	E4	E5	E6	E1	E2	E3	E4	E5	E6
			DASH NO																																				
CJ20	1.844	1	-1	-4	-7	-19	-25	-181		-41	-49	-57	-65	-73	-196	-81	-89	-97	-105	-113	-211	-121	-129	-137	-145	-153	-226												
UCJ20			-U1	-U4	-U7	-U19	-U25	-182		-U41	-U49	-U57	-U65	-U73	-197	-U81	-U89	-U97	-U105	-U113	-212	-U121	-U129	-U137	-U145	-U153	-227												
PL20	1.778	2	-2	-5	-8	-20	-26	-183	-265	-42	-50	-58	-66	-74	-198	-82	-90	-98	-106	-114	-213	-122	-130	-138	-146	-154	-228	-241	-243	-245	-247	-249	-251	-253	-255	-257	-259	-261	-263
UPL20			-U2	-U5	-U8	-U20	-U26	-184		-U42	-U50	-U58	-U66	-U74	-199	-U82	-U90	-U98	-U106	-U114	-214	-U122	-U130	-U138	-U146	-U154	-229	-242	-244	-246	-248	-250	-252	-254	-256	-258	-260	-262	-264
BJ29	1.847	3	-3	-6	-9	-21	-27	-185		-43	-51	-59	-67	-75	-200	-83	-91	-99	-107	-115	-215	-123	-131	-139	-147	-155	-230												
UBJ29			-U3	-U6	-U9	-U21	-U27	-186		-U43	-U51	-U59	-U67	-U75	-201	-U83	-U91	-U99	-U107	-U115	-216	-U123	-U131	-U139	-U147	-U155	-231												
CJ40	1.844	1A	-10	-13	-16	-22	-28	-187		-44	-52	-60	-68	-76	-202	-84	-92	-100	-108	-116	-217	-124	-132	-140	-148	-156	-232												
UCJ40			-U10	-U13	-U16	-U22	-U28	-188		-U44	-U52	-U60	-U68	-U76	-203	-U84	-U92	-U100	-U108	-U116	-218	-U124	-U132	-U140	-U148	-U156	-233												
PL40	1.778	2A	-11	-14	-17	-23	-29	-189		-45	-53	-61	-69	-77	-204	-85	-93	-101	-109	-117	-219	-125	-133	-141	-149	-157	-234												
UPL40			-U11	-U14	-U17	-U23	-U29	-190		-U45	-U53	-U61	-U69	-U77	-205	-U85	-U93	-U101	-U109	-U117	-220	-U125	-U133	-U141	-U149	-U157	-235												
BJ49	1.847	3A	-12	-15	-18	-24	-30	-191		-46	-54	-62	-70	-78	-206	-86	-94	-102	-110	-118	-221	-126	-134	-142	-150	-158	-236												
UBJ49			-U12	-U15	-U18	-U24	-U30	-192		-U46	-U54	-U62	-U70	-U78	-207	-U86	-U94	-U102	-U110	-U118	-222	-U126	-U134	-U142	-U150	-U158	-237												
PL40P	1.778	2A	-31	-32	-33	-34	-35	-193		-47	-55	-63	-71	-79	-208	-87	-95	-103	-111	-119	-223	-127	-135	-143	-151	-159	-238												
PL123	1.646	4	-36	-37	-38	-39	-40	-194		-48	-56	-64	-72	-80	-209	-88	-96	-104	-112	-120	-224	-128	-136	-144	-152	-160	-239												
UPL123			-161	-162	-163	-164	-165	-195		-166	-167	-168	-169	-170	-210	-171	-172	-173	-174	-175	-225	-176	-177	-178	-179	-180	-240												
BJ26			SEE 22-09																																				
UBJ26																																							
BJ46																																							
UBJ46																																							

TABLE 2 8

JACK POLARIZATION CHART (BJ77 AND BJ77RG ONLY)

KEYING LETTER	A DEGREES	B DEGREES	C DEGREES	COLOR BAND
NONE	120°	120°	120°	NONE
T	100°	150°	110°	RED
U	120°	130°	110°	ORANGE
V	115°	130°	115°	YELLOW
W	125°	110°	125°	GREEN
X	130°	100°	130°	BLUE
Y	110°	140°	110°	VIOLET
Z	100°	160°	100°	GRAY
S	135°	135°	90°	WHITE

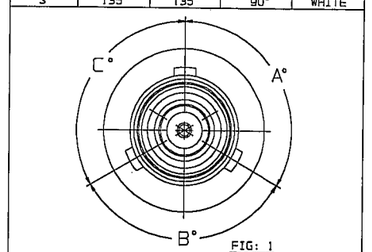

FIG: 1
SCALE: 4/1
KEYING LTR: NONE

8 POLARIZATION OPTIONAL ONLY ON BJ77 AND BJ77RG, SEE TABLE 2

7 ADD .020 TO "A" DIM FOR ADAPTERS WITH "G" PREFIX

6. EXAMPLE OF COMPLETE PART NO:

22-01-G 1 - X
- PART NO
- 3
- DASH NO
- POLARIZATION LETTER CODE OMIT FOR NONE 8

5. EXAMPLE OF COMPLETE MODEL NO:

AD - BJ77 RG X - E1 - U CJ20
- ADAPTER
- (P1) CONN TYPE
- RG = REVERSE GENDER; OMIT FOR NORMAL GENDER
- POLARIZATION LETTER CODE IF REQ'D SEE TABLE 2 8
- SCHEMATIC
- U = 75 OHM; OMIT FOR 50 OHM
- (P2) CONN TYPE, (U INDICATES 75 OHM)

4. BETWEEN SERIES ADAPTERS: 2-LUG, 3-LUG, 4-LUG AND THREADED CONCENTRIC TWINAX/TRIAX BNC TYPE TO COAXIAL 50 & 75 OHM BNC/TNC & PUSH-ON PLUG/JACK

3 FOR OPTIONAL GROUND LUG ADD PREFIX "G" TO DASH NO

2. FINISH TFS-1A (NICKEL)

1. ALL DIM ARE IN INCHES

SCHEMATICS

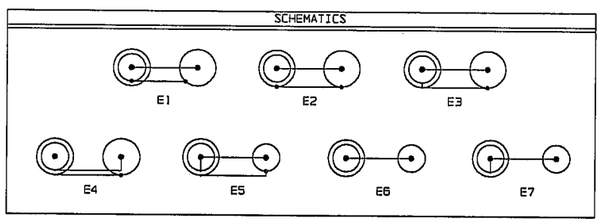

RED INDICATES ORIGINAL

FIG 1 (P1)
FIG 1A (P1)

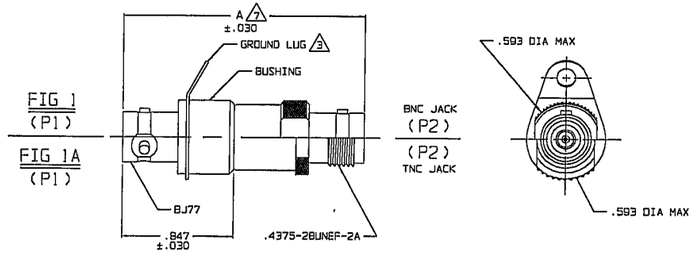

FIG 2 (P1)
FIG 2A (P1)

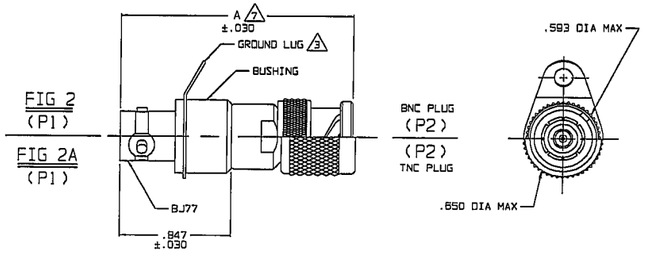

FIG 3 (P1)
FIG 3A (P1)

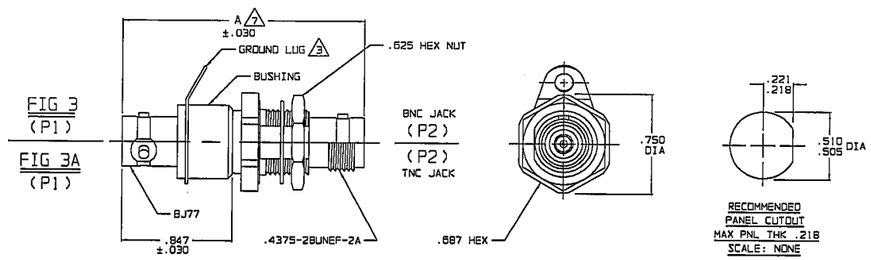

FIG 4 (P1)

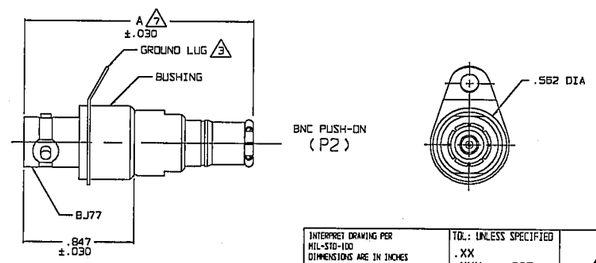

INTERPRET DRAWING PER MIL-STD-100. DIMENSIONS ARE IN INCHES AND INCLUDE FINISH THICKNESS UNLESS OTHERWISE SPECIFIED		TOL.: UNLESS SPECIFIED .XX .XXX ±.005 .XXXX ANGLES	TROMPETER ELECTRONICS, INC.
DRAWN AAH	DATE 7-22-03	MATERIAL:	TITLE: ADAPTER: BJ77, BJ77RG/8 BJ77TL, BJ77FL, BJ377 TO BNC/TNC SERIES
CHECKED DD	7-22-03		
QUALITY	7/23/03	FINISH:	
MANCR 030	7/23/03		SIZE B · CAGE CODE 14949 · DRAWING NO. 22-01 · REV. K
APPROVED WSB	7/23/03		
NEXT ASSY	CAD FILE NO. 22-01K	DO NOT SCALE DWG	SCALE NONE · DATE: 2-25-85 · SHEET 1C