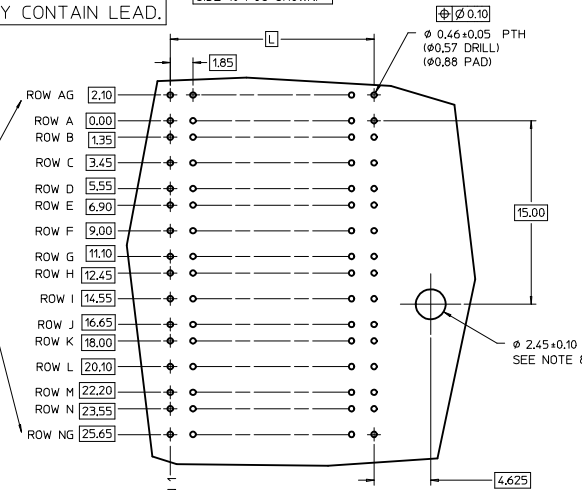
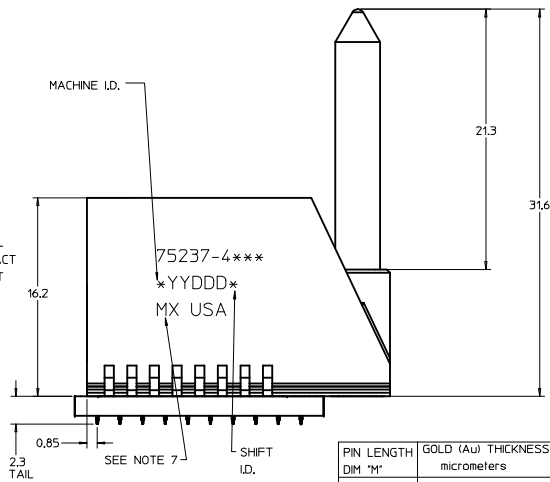
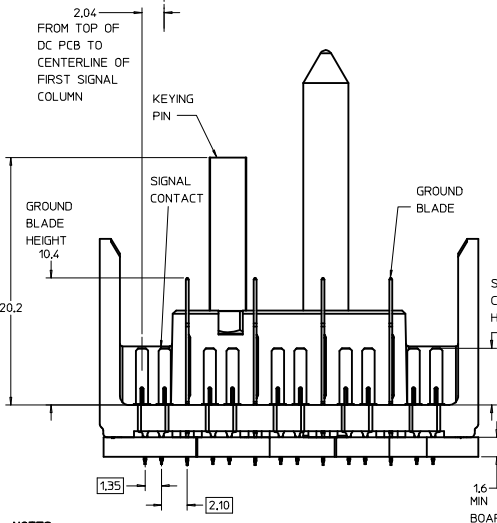


THE PRIMARY CARTON WITH A LABEL STATING "ELV AND RoHS COMPLAINT" IS LEAD FREE. CARTONS WITHOUT THIS LABEL MAY CONTAIN LEAD.

BACKPLANE HOLE PATTERN (COMPONENT SIDE-10 POS SHOWN)



ROW AG & NG RECOMMENDED FOR ALL APPLICATIONS. THESE ROWS SHOULD BE CONNECTED TO GROUND.



MATING SIDE OF SHIELD OPPOSITE RIB SIDE OF CONTACT

DETAIL SCALE 10:1

MATING SIDE OF SIGNAL (RIB SIDE OF CONTACT)

NOTCH DESIGNATES APPROX POSITION AT A1.

- NOTES:**
- MATERIAL: HOUSING - LIQUID CRYSTAL POLYMER (LCP) GLASS-FILLED, UL 94V-0, COLOR - GRAY, SIGNAL CONTACT AND GROUND BLADE - HIGH PERFORMANCE COPPER ALLOY.
  - FINISHES: SELECTIVE GOLD (Au) ON CONTACT AREA, SELECTIVE MATTE TIN (Sn) ON PCB TAILS, NICKEL (Ni) OVERALL.
  - THIS PART CONFORMS TO MOLEX PRODUCT SPECIFICATION PS-7521-999.
  - FOR MIXED CONTACT MATING LENGTHS CONSULT MOLEX FOR AVAILABILITY, CONTACT PAIRS MUST BE THE SAME LENGTH.
  - FOR SPECIFIC PART NUMBER AND MATING INFORMATION PLEASE REFER TO CHART.
  - PACKAGE PER PK-70873-565.
  - EITHER MARK PART NUMBER AND DATE CODE APPROXIMATELY WHERE SHOWN, ON EITHER SIDE OF THE PART, OR PLACE A LABEL ON THE TUBE.
  - OPTIONAL HOLE LOCATION FOR GROUNDED GUIDE PIN OR ADDITIONAL GUIDE PIN SUPPORT, FOR GROUNDED GUIDE PIN, HOLE TO BE PLATED, DRILL SIZE Ø2.58, PAD SIZE Ø5.50
  - THESE PARTS CONFORM TO MOLEX COSMETIC SPECIFICATION PS-45499-002 CLASS B.
  - MAPS (MOLEX ADVANCED PLATING SYSTEM).

MODULE ORIENTATION

4= RIGHT COLUMN

75237-4\*\*\*

1 = 10 COL

2 = 25 COL

KEYING ORIENTATION (SEE TABLE)

PIN LENGTH DIM "M"	GOLD (Au) THICKNESS micrometers
0=3.55 mm	0.25 (MAPS)
1=4.55 mm	
2=5.55 mm	
3=3.55 mm	0.76
4=4.55 mm	
5=5.55 mm	
7=3.55 mm	1.27
8=4.55 mm	
9=5.55 mm	

PART NUMBER TABLE

ASSY PART NO.	K	L	P	TOTAL NO. OF DIFFERENTIAL PAIRS
75237-41**	9	16.65	24.78	50
75237-42**	24	44.40	52.53	125

LEAD-FREE PLATING

P/N	---0*	---1*	---2*	---3*	---4*	---5*	---6*	---7*	---8*
75237-( )	0	A	B	C	D	E	F	G	H
KEYING PIN ORIENTATION									

REV TO LEAD-FREE EC NO: LCP2013-0650 DRAWN BY: CHYKMOLEFE DATE: 2012/09/07	QUALITY SYMBOLS ▽=0 ▽=0 ▽=0	GENERAL TOLERANCES (UNLESS SPECIFIED) mm INCH 4 PLACES ±.--- ±.--- 3 PLACES ±.25 ±.--- 2 PLACES ±.38 ±.--- 1 PLACE ±.--- ±.--- 0 PLACE ±.--- ±.--- ANGULAR ±1/2° DRAFT WHERE APPLICABLE MUST REMAIN WITHIN DIMENSIONS	DIMENSION STYLE MM ONLY DRAWN BY: NMARTIN DATE: 2004/03/16 CHECKED BY: SREED DATE: 2004/03/16 APPROVED BY: CBIXLER DATE: 2004/03/16	SCALE 5:1 DESIGN UNITS METRIC THIRD ANGLE PROJECTION	TITLE GBX 5-PAIR LF RIGHT END BACKPLANE SALES ASSEMBLY molex	MATERIAL NO. SEE CHART DOCUMENT NO. SD-75237-410	SHEET NO. 1 OF 1
---	--------------------------------------	---	--	--	--	---	---------------------

THIS DRAWING CONTAINS INFORMATION THAT IS PROPRIETARY TO MOLEX INCORPORATED AND SHOULD NOT BE USED WITHOUT WRITTEN PERMISSION