

FPA250 Thick Film Power Resistors **ARCOL**

Due to a Non-Inductive design these elements are ideally suited for high frequency and pulse load applications.

- Non Inductive Performance for HF Applications
- Power Applications 100W to 250W
- Very Good Power/Volume Ratio
- RoHS Compliant



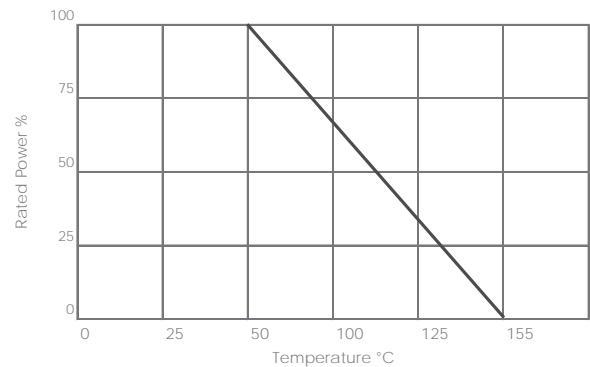
Characteristics

| | | | |
|----------------------------|---|--------------------------|----------------|
| Power rating: | 250W (heatsink at 50°C) | Typical inductance: | 40nH typical |
| Resistance range: | From 1R to 2M E6 Series | Parallel capacitance: | ≤40pF |
| Tolerance (Code): | Standard J (±5%) Also available F (±1%) on request | Capacitance/Mass: | ≤110pF |
| Temperature coefficient: | 100ppm/°C | Heatsink flatness: | 0.05mm max |
| Max working voltage: | 5k Vdc | Heatsink surface finish: | ≤6.4 μm max |
| Working temperature range: | -55°C to +155°C | Thermal grease: | Required |
| Dielectric strength: | 7kV | Max torque for contacts: | 2Nm (static) |
| Insulation resistance: | ≥ 10Gohm at 500V | Max torque for mounting: | 1.8Nm (static) |
| Creepage distance: | 42mm min | | |

Ordering Procedure

Standard Resistor Specify Series, Watts, Ohmic Value, Tolerance Code
e.g.: FPA250 10R J

Derating Curve



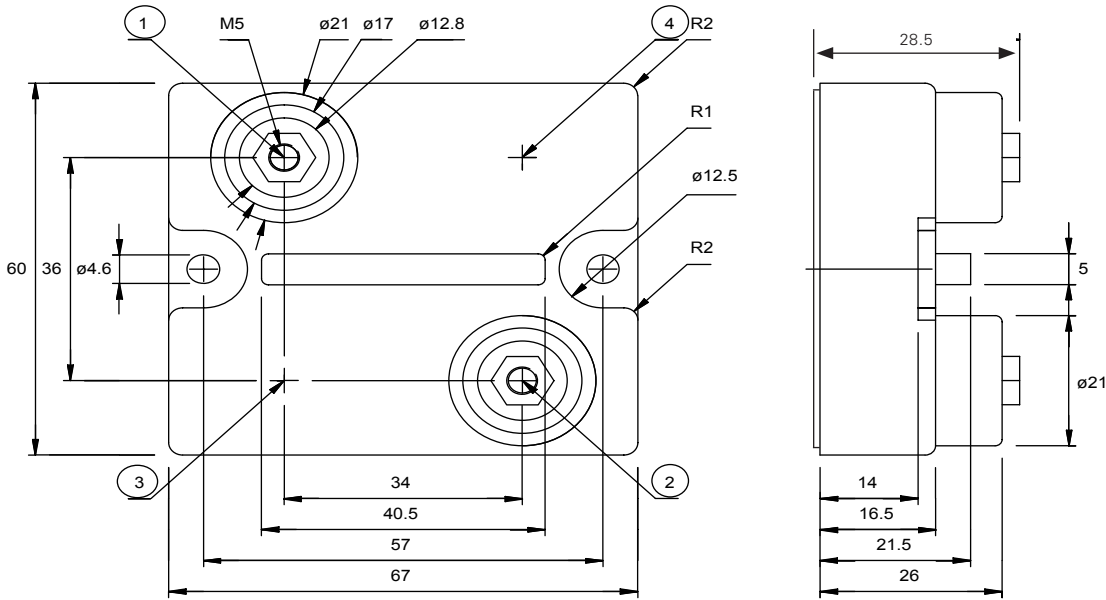
ARCOL UK Limited,
Threemilestone Ind. Estate,
Truro, Cornwall, TR4 9LG, UK.
T +44 (0) 1872 277431
F +44 (0) 1872 222002
E sales@arcolresistors.com

www.arcolresistors.com

The information contained herein does not form part of a contract and is subject to change without notice. ARCOL operate a policy of continual product development, therefore, specifications may change.

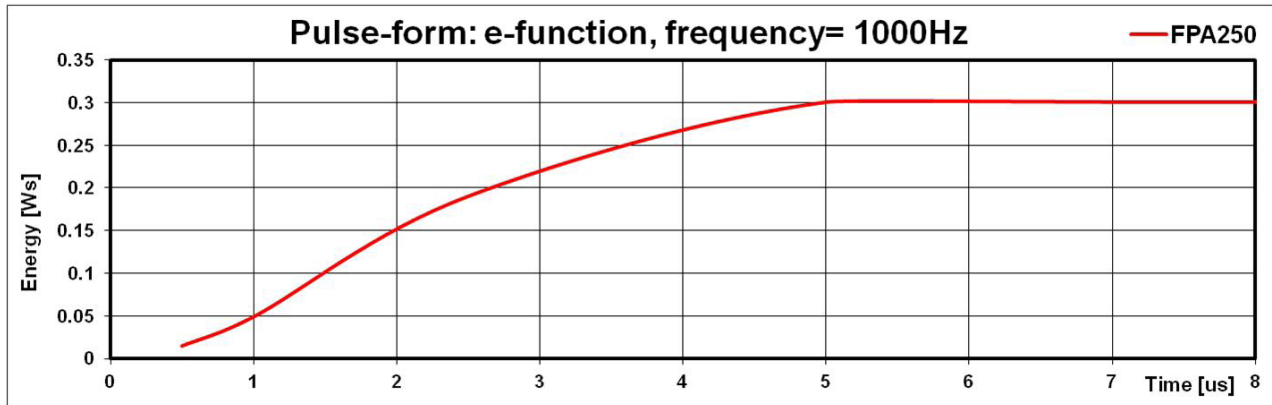
It is the responsibility of the customer to ensure that the component selected from our range is suitable for the intended application. If in doubt please ask ARCOL.

Dimensions (mm)



Pulse rating

For pulse duration $>5.0 \mu\text{s}$, and at maximum allowed voltage levels, the maximum peak energy of 0.3J is limited by the average power rating of 250W. For pulse duration times $<5.0 \mu\text{s}$ it has not been possible to reliably establish maximum energy failure point, although it is known that the pulse capability is higher than the curve shown in the graph below.



Whilst these parts are designed to operate in high frequency circuits, where dv/dt is faster than $250\text{V}/\mu\text{s}$, it is recommended that the resistor is tested under worst case application conditions to ensure that unknown attribute of the application waveform are completely accounted for.

ARCOL UK Limited,
Threemilestone Ind. Estate,
Truro, Cornwall, TR4 9LG, UK.
T +44 (0) 1872 277431
F +44 (0) 1872 222002
E sales@arcolresistors.com

www.arcolresistors.com

The information contained herein does not form part of a contract and is subject to change without notice. ARCOL operate a policy of continual product development, therefore, specifications may change.

It is the responsibility of the customer to ensure that the component selected from our range is suitable for the intended application. If in doubt please ask ARCOL.