



SAW filters for infrastructure systems

Series/Type: B3883

The following products presented in this data sheet are being withdrawn.

Ordering Code	Substitute Product	Date of Withdrawal	Deadline Last Orders	Last Shipments
B39171B3883Z710		2012-01-13	2012-12-31	2013-03-30

For further information please contact your nearest EPCOS sales office, which will also support you in selecting a suitable substitute. The addresses of our worldwide sales network are presented at www.epcos.com/sales.



SAW Components

B3883

Low-Loss Filter

168,96 MHz

Data Sheet

Characteristics

Operating temperature:

$T = 0 \dots +85 \text{ }^{\circ}\text{C}$

Terminating source impedance:

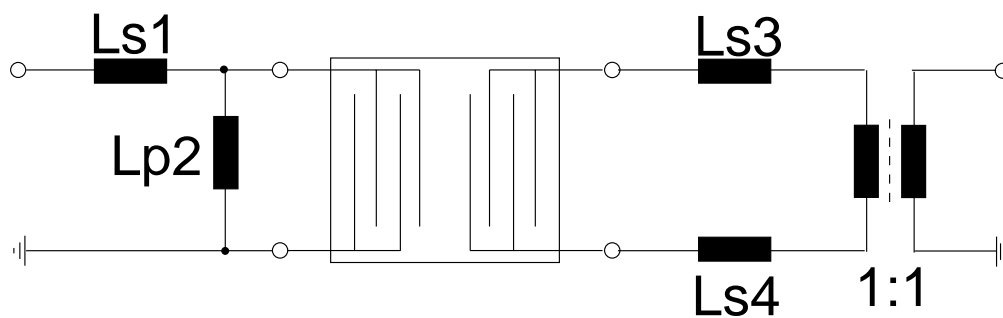
$Z_S = 50 \text{ }\Omega$ single ended and matching network.

Terminating load impedance:

$Z_L = 75 \text{ }\Omega$ balanced and matching network.

		min.	typ.	max.	
Nominal frequency	f_N	—	168,96	—	MHz
Minimum insertion attenuation (including matching network)	α_{\min}	—	8,0	9,5	dB
Passband width					
$\alpha_{\text{rel}} \leq 1 \text{ dB}$	$B_{1\text{dB}}$	—	14,5	—	MHz
$\alpha_{\text{rel}} \leq 5 \text{ dB}$	$B_{5\text{dB}}$	—	18,5	—	MHz
$\alpha_{\text{rel}} \leq 30 \text{ dB}$	$B_{30\text{dB}}$	—	19,5	—	MHz
Amplitude ripple (p-p)	$\Delta\alpha$				
$f_N \pm 6,95 \text{ MHz}$		—	1,5	2,0	dB
Group delay ripple (p-p)	$\Delta\tau$				
$f_N \pm 6,95 \text{ MHz}$		—	70	100	ns
Phase Linearity¹⁾ (rms)	$\Delta\phi$				
$f_N - 5,0 \text{ MHz} \pm 1,92 \text{ MHz}$		—	1,2	2,0	$^{\circ}$
$f_N \pm 1,92 \text{ MHz}$		—	1,6	2,0	$^{\circ}$
$f_N + 5,0 \text{ MHz} \pm 1,92 \text{ MHz}$		—	1,0	2,0	$^{\circ}$
$f_N + k \cdot 1,25 \text{ MHz} \pm 0,6144 \text{ MHz}$		—	1,3	2,0	$^{\circ}$
Average Error Vector Magnitude	EVM				
$f_N - 5,0 \text{ MHz} \pm 1,92 \text{ MHz}$		—	3,0	4,0	%
$f_N \pm 1,92 \text{ MHz}$		—	3,8	4,5	%
$f_N + 5,0 \text{ MHz} \pm 1,92 \text{ MHz}$		—	3,2	4,0	%
$f_N + k \cdot 1,25 \text{ MHz} \pm 0,6144 \text{ MHz}$		—	3,3	4,0	%
Relative attenuation (relative to α_{\min})	α_{rel}				
$f_N - 17,5 \text{ MHz} \dots f_N - 66,0 \text{ MHz}$		40	43	—	dB
$f_N + 17,5 \text{ MHz} \dots f_N + 19,5 \text{ MHz}$		39	42	—	dB
$f_N + 19,5 \text{ MHz} \dots f_N + 23,5 \text{ MHz}$		33	43	—	dB
$f_N + 23,5 \text{ MHz} \dots f_N + 66,0 \text{ MHz}$		40	44	—	dB
Temperature coefficient of frequency	TC_f	—	-87	—	ppm/K

¹⁾ Phase Linearity: where $k = (-5, -4 \dots +5)$

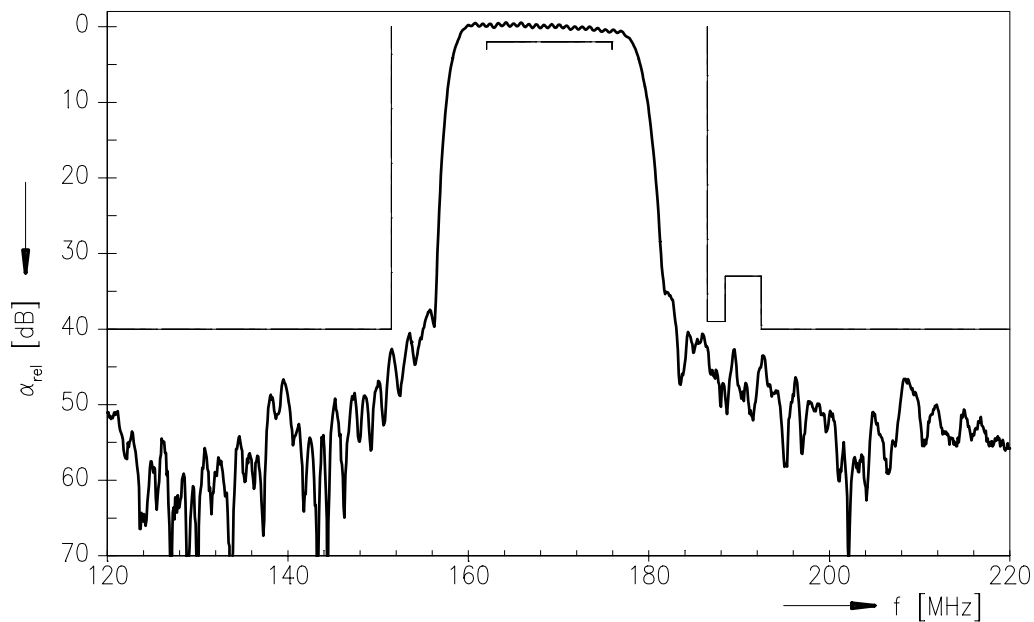
**SAW Components****B3883****Low-Loss Filter****168,96 MHz****Data Sheet****Matching network (Element values depend upon PCB layout):**

Ls1 = 180 nH
Lp2 = 390 nH

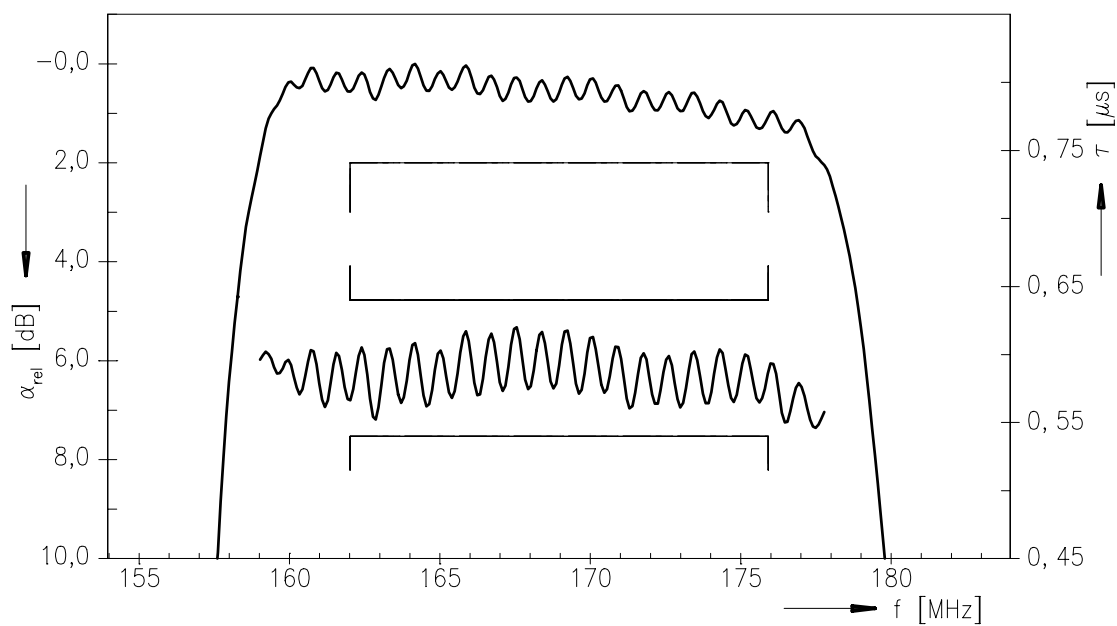
Ls3 = 82 nH
Ls4 = 82 nH

Data Sheet

Normalized frequency response



Normalized frequency response (pass band)





SAW Components	B3883
Low-Loss Filter	168,96 MHz

Data Sheet

Published by EPCOS AG

Surface Acoustic Wave Components Division, SAW MC PD

P.O. Box 80 17 09, 81617 Munich, GERMANY

© EPCOS AG 2004. Reproduction, publication and dissemination of this brochure and the information contained therein without EPCOS' prior express consent is prohibited.

Purchase orders are subject to the General Conditions for the Supply of Products and Services of the Electrical and Electronics Industry recommended by the ZVEI (German Electrical and Electronic Manufacturers' Association), unless otherwise agreed.

This brochure replaces the previous edition.

For questions on technology, prices and delivery please contact the Sales Offices of EPCOS AG or the international Representatives.

Due to technical requirements components may contain dangerous substances. For information on the type in question please also contact one of our Sales Offices.