THIS DRAWING IS UNPUBLISHED. RELEASED FOR PUBLICATION 20
© COPYRIGHT 20 - ALL RIGHTS RESERVED.

LOC	DIST
AD	00

REVISIONS

P	LTR	DESCRIPTION	DATE	DWN	APVD
	C	REVISED PER ECO-14-000931	28FEB2014	AP	DD

1. MATERIAL:
   HOUSING: LCP, GLASS FILLED, UL94V-0.
   TERMINALS: HIGH PERFORMANCE COPPER ALLOY.
2. FINISH:
   30µ" SELECTIVE GOLD IN CONTACT AREA. SELECTIVE TIN ON PCB TAILS, NICKEL OVERALL.

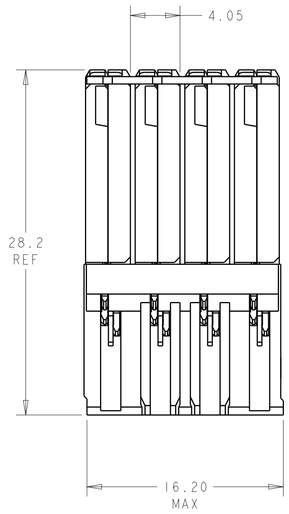

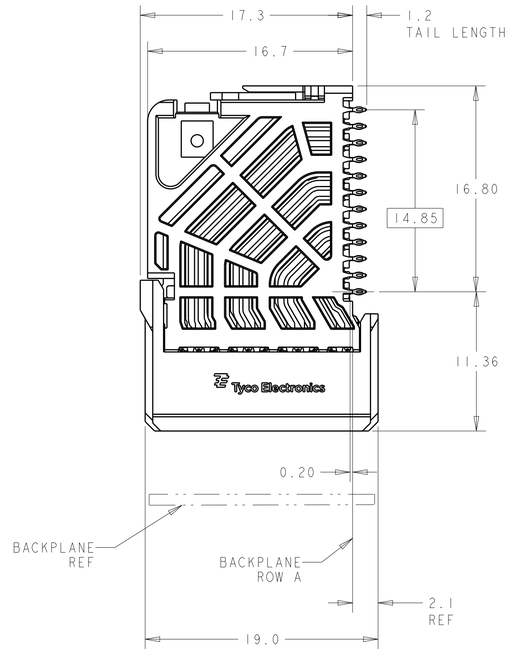

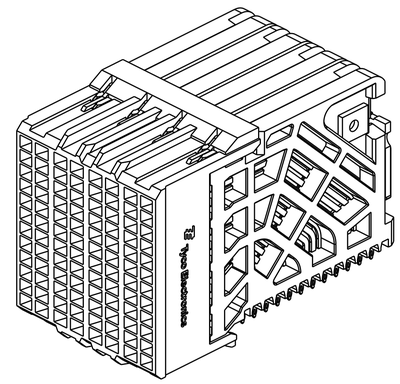



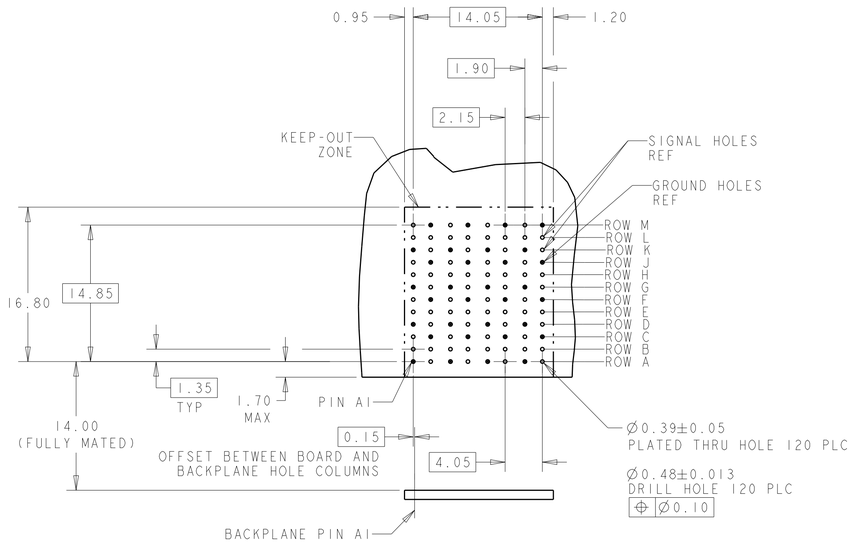

RECOMMENDED PCB LAYOUT
MIN BOARD THICKNESS 1.0
SCALE 3:1

2	2132466-1
FINISH	PART NUMBER

THIS DRAWING IS A CONTROLLED DOCUMENT.

DIMENSIONS: mm

TOLERANCES UNLESS OTHERWISE SPECIFIED:
0 PLC ±-
1 PLC ±0.2
2 PLC ±0.13
3 PLC ±-
4 PLC ±-
ANGLES ±-

MATERIAL 1

FINISH SEE TABLE

DWN J.K.SHOBER 20MAY2010
CHK D.DIXON 20MAY2010
APVD D.DIXON 20MAY2010
PRODUCT SPEC -
APPLICATION SPEC -
WEIGHT -

TE Connectivity

NAME IMPACT, 4 PR, 8 COL, DAUGHTERCARD, UNGUIDED SIGNAL MODULE, 0.39 EYELET, ORTHOGONAL

SIZE	CAGE CODE	DRAWING NO	RESTRICTED TO
A1	00779	C-2132466	-

Customer Drawing

SCALE	SHEET	OF	REV
4:1	1	1	C