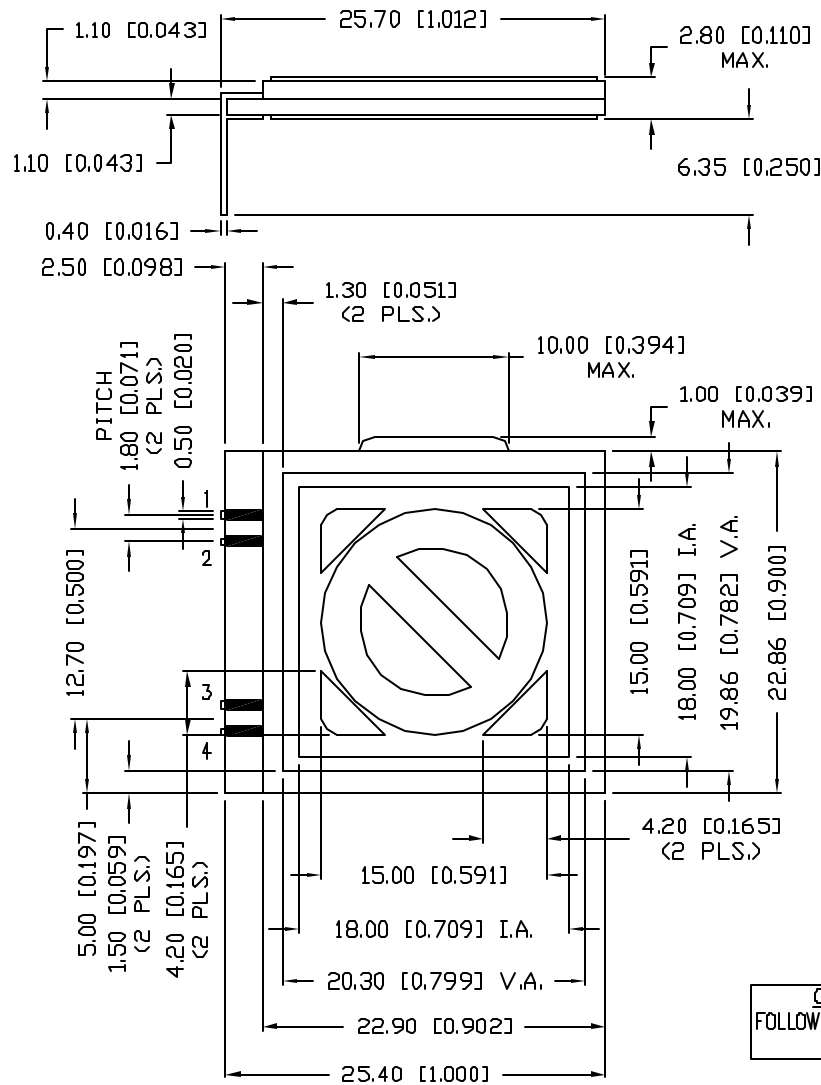


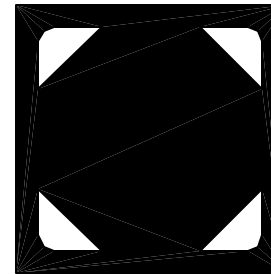
UNCONTROLLED DOCUMENT

PART NUMBER
LCD-S101M71TR-02

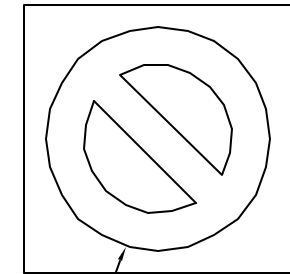
REV.
P1



ON STATE



OFF STATE



1

NOTES:

- 1. SYMBOL PAINTED ON BACK OF GLASS.
COLOR: RED.

PIN NO.	1	2	3	4
SEGMENT	GND	GND	5V	5V

CAUTION: STATIC SENSITIVE DEVICE
FOLLOW PROPER E.S.D. HANDLING PROCEDURES
WHEN WORKING WITH THIS PART.

CHARACTERISTICS	
FLUID TYPE	TN
BACKGROUND COLOR	GRAY
VIEWING DIRECTION	6:00
DISPLAY MODE	REFLECTIVE
OPERATING VOLTAGE	5.0V A.C. 60Hz
OPERATING TEMP.	0°C TO 50°C
STORAGE TEMP.	-20°C TO 70°C
DRIVING METHOD	STATIC
CONNECTION TYPE	4 PINS

Ⓐ
Pb

*UNLESS OTHERWISE SPECIFIED TOLERANCES PER DECIMAL PRECISION ARE: X=±1 (±0.039), XX=±0.5 (±0.020), XXX=±0.25 (±0.010), XXXX=±0.127 (±0.005). LEAD SIZE=±0.05 (±0.002), LEAD LENGTH=±0.75 (±0.030), MIN=+0.00 -0.00 DECIMAL PRECISION MAX.=+0.00 -0.00 DECIMAL PRECISION

UNCONTROLLED DOCUMENT

REV. P1	PART NUMBER LCD-S101M71TR-02
CUSTOM LCD INDICATOR, TN, REFLECTIVE, 4 PINS.	

CONFIDENTIAL INFORMATION
THE INFORMATION CONTAINED IN THIS DOCUMENT IS THE PROPERTY OF LUMEX INC. EXCEPT AS SPECIFICALLY AUTHORIZED IN WRITING BY LUMEX INC, THE HOLDER OF THIS DOCUMENT SHALL KEEP ALL INFORMATION CONTAINED HEREIN CONFIDENTIAL AND SHALL PROTECT SAME IN WHOLE OR IN PART FROM DISCLOSURE AND DISSEMINATION TO ALL THIRD PARTIES.

RELIABILITY NOTE
OUR MANY YEARS OF EXPERIENCE DATA ACCUMULATION INDICATE THAT SOLDER HEAT IS A MAJOR CAUSE OF EARLY AND FUTURE FAILURE. PLEASE PAY ATTENTION TO YOUR SOLDERING PROCESS.



290 E. HELEN ROAD
PALATINE, IL 60067-6976
PHONE: +1.847.359.2790
US WEB: www.lumex.com
TW WEB: www.lumex.com.tw

DRAWN BY: JC	CHECKED BY:	APPROVED BY:	DATE: 11.14.06
			PAGE: 1 OF 1
			SCALE: N/A