

SPSPRDA2-P

Product Preview

UHF Planar Antenna

The SPSPRDA2-P is an indoor, planar antenna optimized for use with Smart Passive Sensors™. This planar style antenna comes with a RP-SMA jack connector, enabling fast installation times. This antenna is designed to be placed on metal surfaces, making it ideal for applications such as datacenter management and industrial predictive maintenance where other antenna topologies may not be ideal.

This planar antenna functions in both the ETSI (865–868MHz) and FCC (902–928MHz) defined UHF bands. The free-space radiation pattern when mounted on a metal plane will be an off-axis toroid, some placement optimization may be required based on application environment.

Features

- Elliptical Polarization
- Compact Form Factor
- RP-SMA Jack Connector
- ABS Plastic with Foam Mounting Tape

Applications

- Data Centers
- Industrial Predictive Maintenance
- Facilities Management
- Cold-chain Logistics



ON Semiconductor®

www.onsemi.com



PackageName
SUFFIX
CASE TBD

ORDERING INFORMATION

Device	Package	Shipping
SPSPRDA2-P	Box	Box of 8

Table 1. STANDARD OPERATING CONDITIONS

Parameter	Rating	Unit
Operating Temperature Range	-40 to +85	°C

Table 2. ELECTRICAL CHARACTERISTICS ($T_A = 25^\circ\text{C}$ unless otherwise noted)

Parameter	Min	Typ	Max	Unit
Frequency Range	865		928	MHz
Impedance		50		Ω
Peak Gain	4		6	dBi
SWR			2.0	

Product parametric performance is indicated in the Electrical Characteristics for the listed test conditions, unless otherwise noted. Product performance may not be indicated by the Electrical Characteristics if operated under different conditions.

This document contains information on a product under development. ON Semiconductor reserves the right to change or discontinue this product without notice.

SPSPRDA2-P

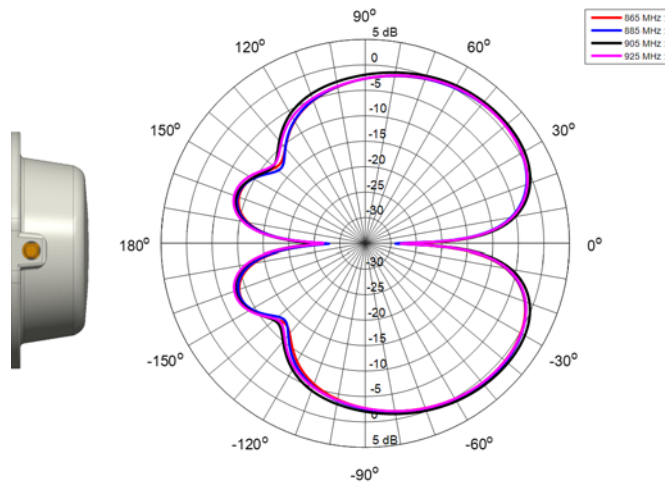


Figure 1. Azimuth Cut, held at $\theta = 90^\circ$: E_{TOTAL} Component

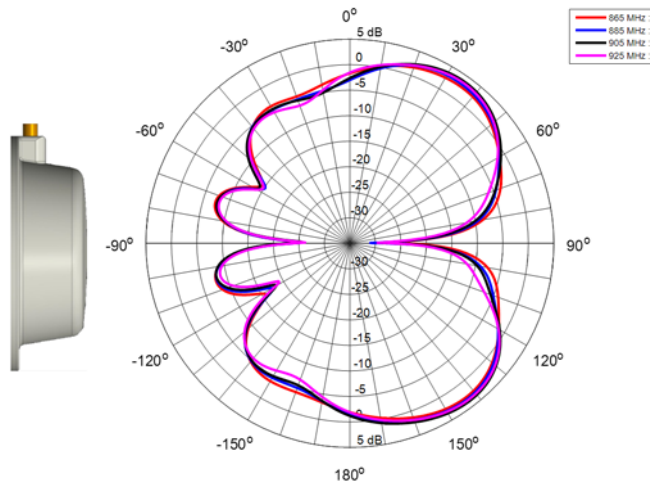


Figure 2. Elevation Cut, back to front: E_{TOTAL} Component

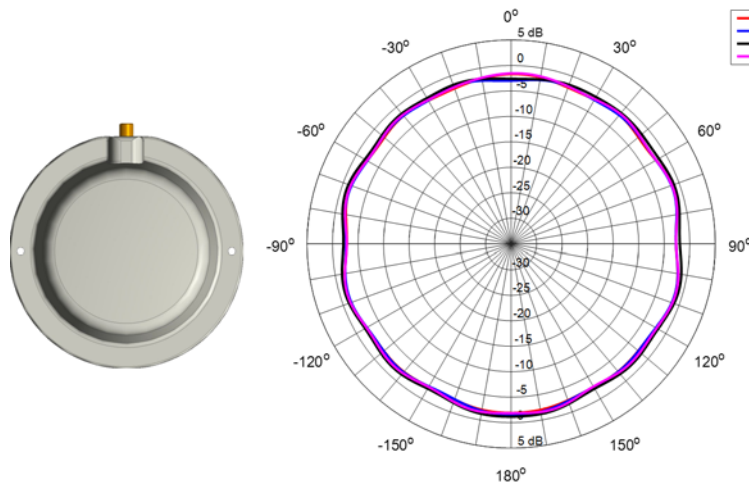



Figure 3. Elevation Cut, side to side: E_{TOTAL} Component

SPSPRDA2-P

PACKAGE DIMENSIONS

TBD
TBD SUFFIX
CASE TBD
ISSUE 0

Smart Passive Sensor is a trademark of RFMicron, Inc.

ON Semiconductor and  are trademarks of Semiconductor Components Industries, LLC dba ON Semiconductor or its subsidiaries in the United States and/or other countries. ON Semiconductor owns the rights to a number of patents, trademarks, copyrights, trade secrets, and other intellectual property. A listing of ON Semiconductor's product/patent coverage may be accessed at www.onsemi.com/site/pdf/Patent-Marketing.pdf. ON Semiconductor reserves the right to make changes without further notice to any products herein. ON Semiconductor makes no warranty, representation or guarantee regarding the suitability of its products for any particular purpose, nor does ON Semiconductor assume any liability arising out of the application or use of any product or circuit, and specifically disclaims any and all liability, including without limitation special, consequential or incidental damages. Buyer is responsible for its products and applications using ON Semiconductor products, including compliance with all laws, regulations and safety requirements or standards, regardless of any support or applications information provided by ON Semiconductor. "Typical" parameters which may be provided in ON Semiconductor data sheets and/or specifications can and do vary in different applications and actual performance may vary over time. All operating parameters, including "Typicals" must be validated for each customer application by customer's technical experts. ON Semiconductor does not convey any license under its patent rights nor the rights of others. ON Semiconductor products are not designed, intended, or authorized for use as a critical component in life support systems or any FDA Class 3 medical devices or medical devices with a same or similar classification in a foreign jurisdiction or any devices intended for implantation in the human body. Should Buyer purchase or use ON Semiconductor products for any such unintended or unauthorized application, Buyer shall indemnify and hold ON Semiconductor and its officers, employees, subsidiaries, affiliates, and distributors harmless against all claims, costs, damages, and expenses, and reasonable attorney fees arising out of, directly or indirectly, any claim of personal injury or death associated with such unintended or unauthorized use, even if such claim alleges that ON Semiconductor was negligent regarding the design or manufacture of the part. ON Semiconductor is an Equal Opportunity/Affirmative Action Employer. This literature is subject to all applicable copyright laws and is not for resale in any manner.

PUBLICATION ORDERING INFORMATION

LITERATURE FULFILLMENT:

Literature Distribution Center for ON Semiconductor
19521 E. 32nd Pkwy, Aurora, Colorado 80011 USA
Phone: 303-675-2175 or 800-344-3860 Toll Free USA/Canada
Fax: 303-675-2176 or 800-344-3867 Toll Free USA/Canada
Email: orderlit@onsemi.com

N. American Technical Support: 800-282-9855 Toll Free
USA/Canada
Europe, Middle East and Africa Technical Support:
Phone: 421 33 790 2910

ON Semiconductor Website: www.onsemi.com

Order Literature: <http://www.onsemi.com/orderlit>

For additional information, please contact your local Sales Representative