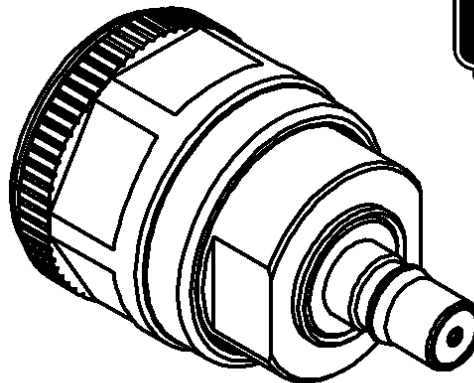
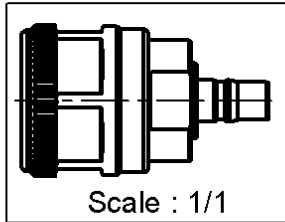
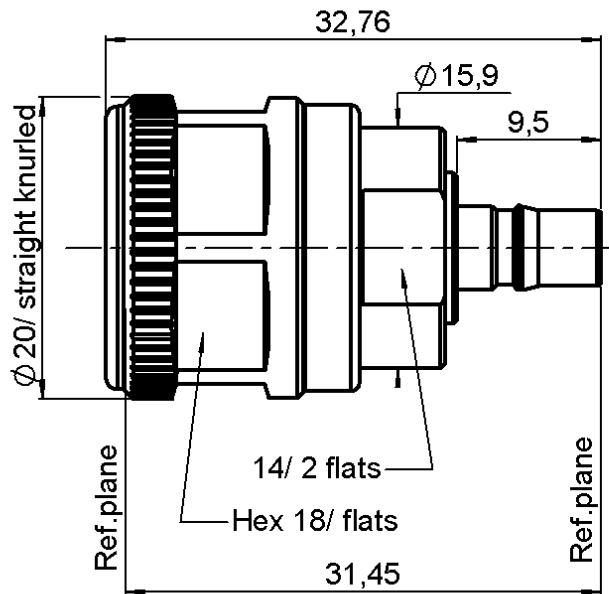


N MALE - QMA FEMALE STRAIGHT ADAPTER

R191.762.000

Série : ADAPT



All dimensions are in mm.



COMPONENTS	MATERIALS	PLATING (μm)
BODY	BRASS	BBR 2
CENTER CONTACT	BERYLLIUM COPPER	GOLD 1.3 OVER COPPER 2.5
OUTER CONTACT	BRASS	BBR 2
INSULATOR	PTFE	
GASKET	SILICONE RUBBER	
OTHERS PARTS	BRASS	BBR 2
-	-	-
-	-	-

Issue : 0532 A

In the effort to improve our products, we reserve the rights to make changes judged to be necessary.



N MALE - QMA FEMALE STRAIGHT ADAPTER

R191.762.000

Série : ADAPT

PACKAGING

SPECIFICATION

Standard	Unit	Other
Unitaire	-	Contact us

ELECTRICAL CHARACTERISTICS

ENVIRONMENTAL

Impedance		50 Ω
Frequency		0-6 GHz
VSWR	1.3 +	0.000 x F(GHz) Maxi
Insertion loss		0.06 √F(GHz) dB Maxi
RF leakage	- (*80 - F(GHz)) dB Maxi
Voltage rating		500 Veff Maxi
Dielectric withstanding voltage		1000 Veff mini
Insulation resistance		5000 MΩ mini

Operating	-40/+80 ° C
Hermetic seal	NA Atm.cm3/s
Panel leakage	NA

MECHANICAL CHARACTERISTICS

OTHER CHARACTERISTICS

Center contact retention		
Axial force – Mating end		27 N mini
Axial force – Opposite end		27 N mini
Torque		NA N.cm mini

*RF leakage Interf. only: 3<F<6GHz=>70dB
<-120dBc at 1.8GHz (2 x 20W)

Recommended torque		
Mating	N	170 N.cm
	QMA	0 N.cm
		0 N.cm
Panel nut		N.cm

Mating life		100 Cycles mini
Weight		17.260 g

Issue : 0532 A

In the effort to improve our products, we reserve the rights to make changes judged to be necessary.

