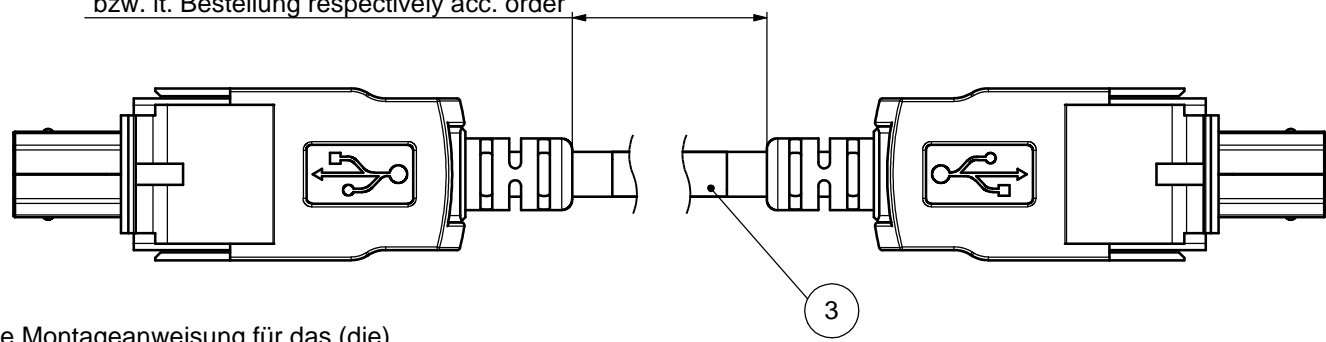


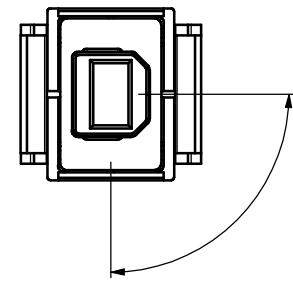
THE INFORMATION CONTAINED IN THIS DRAWING IS THE SOLE PROPERTY OF YAMAICHI ELECTRONICS DEUTSCHLAND GmbH. ANY REPRODUCTION IN PART OR WHOLE WITHOUT THE WRITTEN PERMISSION OF YAMAICHI ELECTRONICS DEUTSCHLAND GmbH IS PROHIBITED.

**CONFIDENTIAL**

Std. length ± 15mm  
bzw. lt. Bestellung respectively acc. order



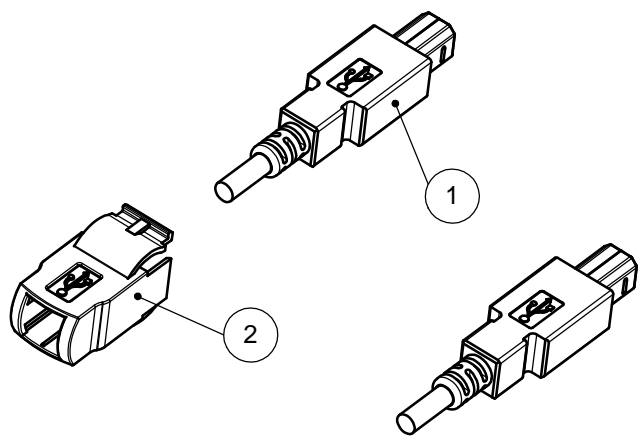
Max. Verdrehung der Stecker ±5°  
Twist of the plugs max. ±5°



Die Montageanweisung für das (die) Steckergehäuse ist (sind) auf der Zeichnung P(090)A273.  
For mounting instructions of the cover(s) pls. see drawing P(090)A273.

**Verpackungs-Etikett:**  
Label on bag:

**Verpackung:**  
Packing:



Part No.	Y-CONC-UB42L-UB2L-2000E
Qty.	1 pc.
Prod.ID.	KW**-20**
www.yamaichi.de	

Verpackung der Kabelkonfektion:  
einzeln eingetütet, verschlossen und mit nebenstehendem Etikett versehen.

Packing of the cable assembly:  
separately in closed plastic bag.  
Labeling acc. description.

100% Funktionsprüfung durchzuführen und zu dokumentieren sind:  
Belegung  
Durchgang  
Kurzschlussfestigkeit bei 500V DC

100% Functional testing carry out and document:  
wiring  
continuity test  
short circuit resistance at 500V DC

Critical Dimensions.  
To determine Cmk and Cpk.

Specification/Drawing subject to alteration without prior notice

**BILL OF MATERIAL:**  
**Beistellware:**

Item No.	Quantity	Description	Drawing-Ref	Part No
Posten	Anzahl	Beschreibung	Zeichnungs Nr	Teile No
1	2	IP20 umspritzter USB-B	P(090)A273	Y-ConIP20 LockUSB-B insert
2	2	IP20 Lock USB-B	P(090)P483	Y-Con IP20Lock-SR-2
3	2000 mm	Y-CONCABLE-5	P(090)P100	Y-CONCABLE-5

**RoHS compliant acc. to directive 2002/95/EG**

Unless otherwise specified : Dimensions are in millimeters TOLERANCES	REV.	REVISION DESCRIPTION	INITIALS	REV. DATE	
	▲				
	▲				
	▲				
Order / Article No. 34-02237	DO NOT SCALE DRAWING			CLASSIFICATION: Y-Con IP20Lock cable assy USB-B/ USB-B (both IP20 Lock)	
NOTES:	ANGLE PROJECTION:	DESIGN	NAME	DATE	TITLE:
		MEZ	MEZ	01.02.2013	Y-CONC-UB42L-UB2L-2000E
		DRAWN	MEZ	01.02.2013	
	CHECKED	SLS	01.02.2013	DWG NO.:	REVISION:
				C(090)A312	0
WEIGHT:				SCALE: 2:1	SHEET 1 OF 1
					A3 - ASSEMBLY