



Temperature compensated chip attenuators

P * V series

Features

- For simplifying temperature drift compensation of GaAs high frequency amplifiers
- Excellent high frequency characteristics

Applications

- Base station and others



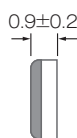
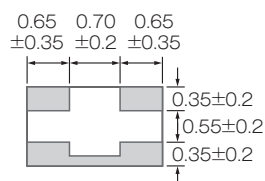
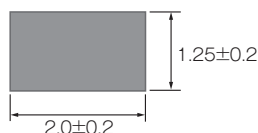
* Except for Chinese RoHS

Specifications

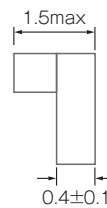
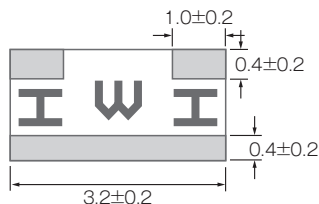
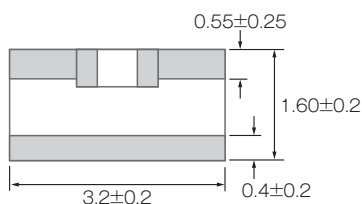
* All made to order.

Dimensions

PXV1220S



PBV1632S

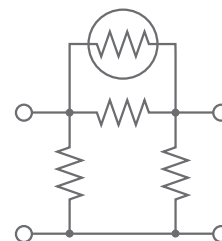


Front side

Back side

(unit:mm)

Equivalent circuits



Electrical characteristics

Series name	PXV1220S	PBV1632S
Attenuation	1, 2, 3, 4, 5, 6, 7, 8, 9, 10dB	1, 2, 3, 4, 5, 6, 7, 8, 9, 10, 16dB
Attenuation tolerance	±0.5dB (@25°C, no load)	
Impedance	50Ω	
VSWR	1.3max.	
Temperature coefficient of attenuation	N1 ~ N8 (1 ~ 3dB : N1 ~ N9)	ex : 6dB N1 0.0119dB/dB*°C N2 0.0088dB/dB*°C N3 0.0062dB/dB*°C N4 0.0047dB/dB*°C N5 0.0041dB/dB*°C N6 0.0035dB/dB*°C N7 0.0026dB/dB*°C N8 0.0019dB/dB*°C
Operating frequency	DC ~ 3GHz	
Rated power	63mW	100mW
Operating temperature	-40°C ~ +100°C	
Packaging	100pcs/bag 1,000pcs/reel	min.20pcs/bag 1,000pcs/reel

· Refer to the data book for details.

Part numbering system

PXV 1220S -06dB N1 -T

- Packaging (T=Tape, B=Bulk)
- Temperature coefficient of attenuation
- Attenuation
- Size
- Product code

* Not for shipment to or sale in the United States*

High frequency surface mount components

P * V series