



MSL1

* Pb Free Part

Customer Name	Standard Specification	TAIYO YUDEN Mobile Technology Co.,Ltd.	
System	TD-SCDMA	Date	March 31, 2010
Part Number	FAR-F6KA-1G9000-D4DS	Version 1.0a	

Table 1. Electrical specification

Pass Band (1880-1920MHz)						
Item	Condition	Specification			Unit	Remarks
		Min.	Typ.	Max.		
Insertion Loss	1880-1920 MHz	-	1.6	2.2	dB	
Ripple	1880-1920 MHz	-	0.6	1.5	dB	
VSWR(S11)	1880-1920 MHz	-	2.1	2.6	-	
VSWR(S22)	1880-1920 MHz	-	2.1	2.6	-	
Absolute attenuation	1- 930 MHz	30	40	-	dB	
	930- 970 MHz	35	40	-	dB	
	970-1830 MHz	20	32	-	dB	
	1970-3750 MHz	25	30	-	dB	
	3750-3850 MHz	25	29	-	dB	
	3850-6000 MHz	15	21	-	dB	
In/Output impedance	-	50/50			ohm	
Operating temperature		-20 to +85			°C	
Device size (L x W x H)		1.4typ.x1.0typ.x0.5max			mm	SMD



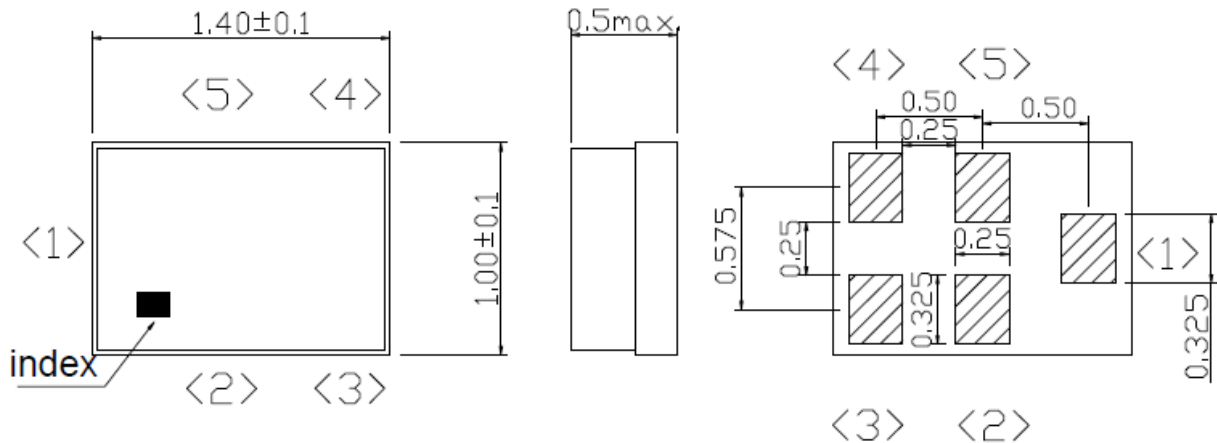
MSL1

* Pb Free Part

Customer Name	Standard Specification	TAIYO YUDEN Mobile Technology Co.,Ltd.	
System	TD-SCDMA	Date	March 31, 2010
Part Number	FAR-F6KA-1G9000-D4DS	Version 1.0a	

Dimensions

Device size: 1.4typ. x 1.0typ. x 0.5max.

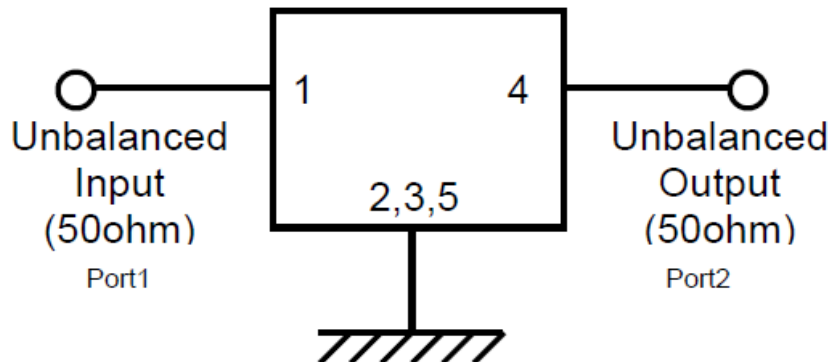


Unit : mm

Pin Configuration

Pin No.	Symbol	Function
1	IN	Unbalanced pin
2	GND	Ground
3	GND	Ground
4	OUT	Unbalanced pin
5	GND	Ground

Evaluation Circuit





MSL1

* Pb Free Part

Customer Name	Standard Specification	TAIYO YUDEN Mobile Technology Co.,Ltd.	
System	TD-SCDMA	Date	March 31, 2010
Part Number	FAR-F6KA-1G9000-D4DS	Version 1.0a	

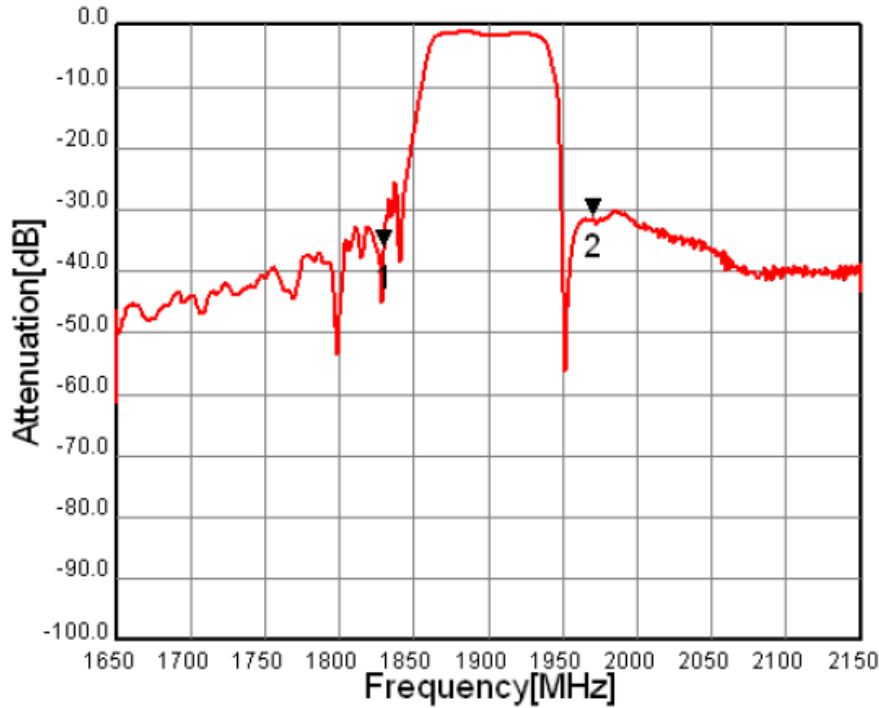


Fig.1 Pass-band Characteristic

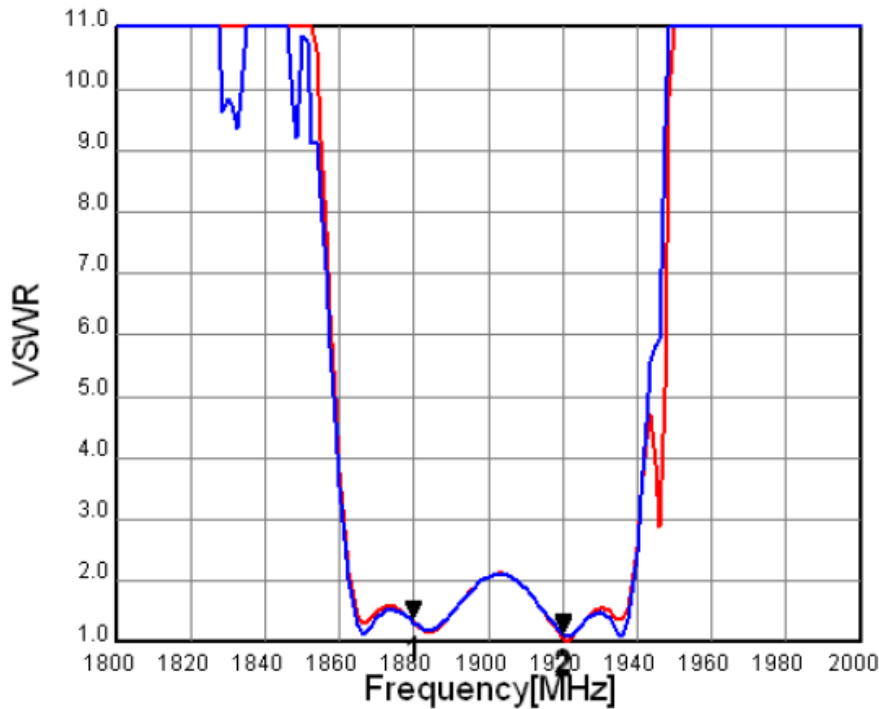


Fig.2 VSWR



MSL1

* Pb Free Part

Customer Name	Standard Specification	TAIYO YUDEN Mobile Technology Co.,Ltd.	
System	TD-SCDMA	Date	March 31, 2010
Part Number	FAR-F6KA-1G9000-D4DS	Version 1.0a	

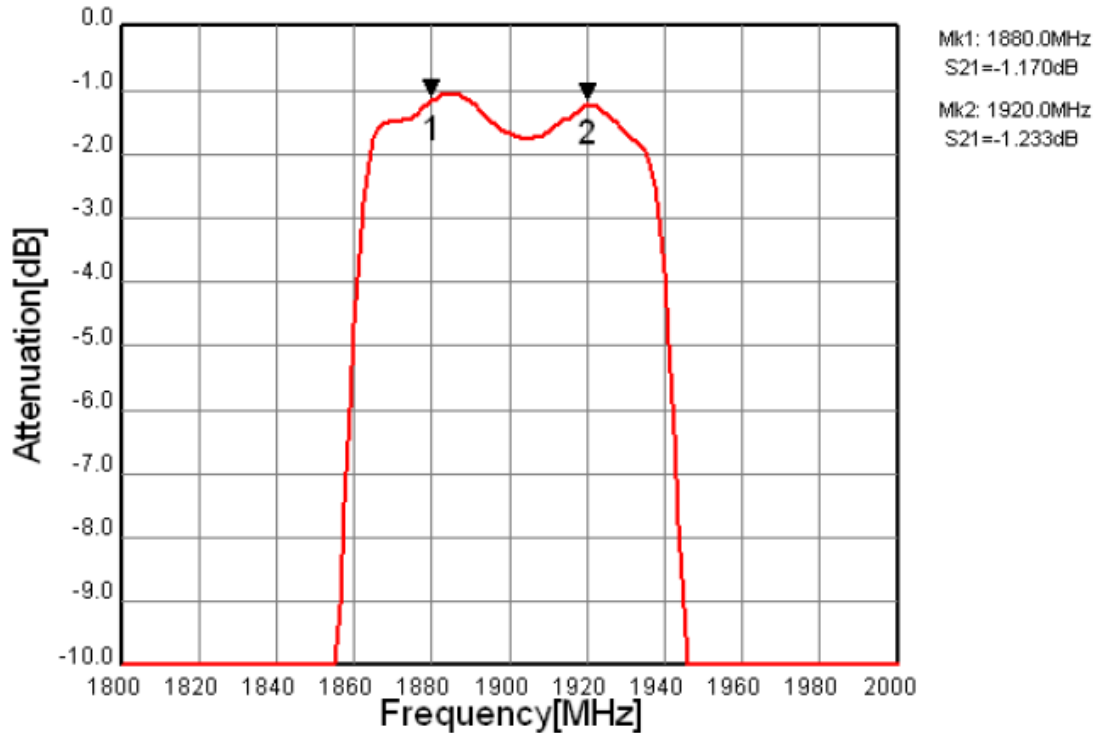


Fig.3 In-band Characteristic

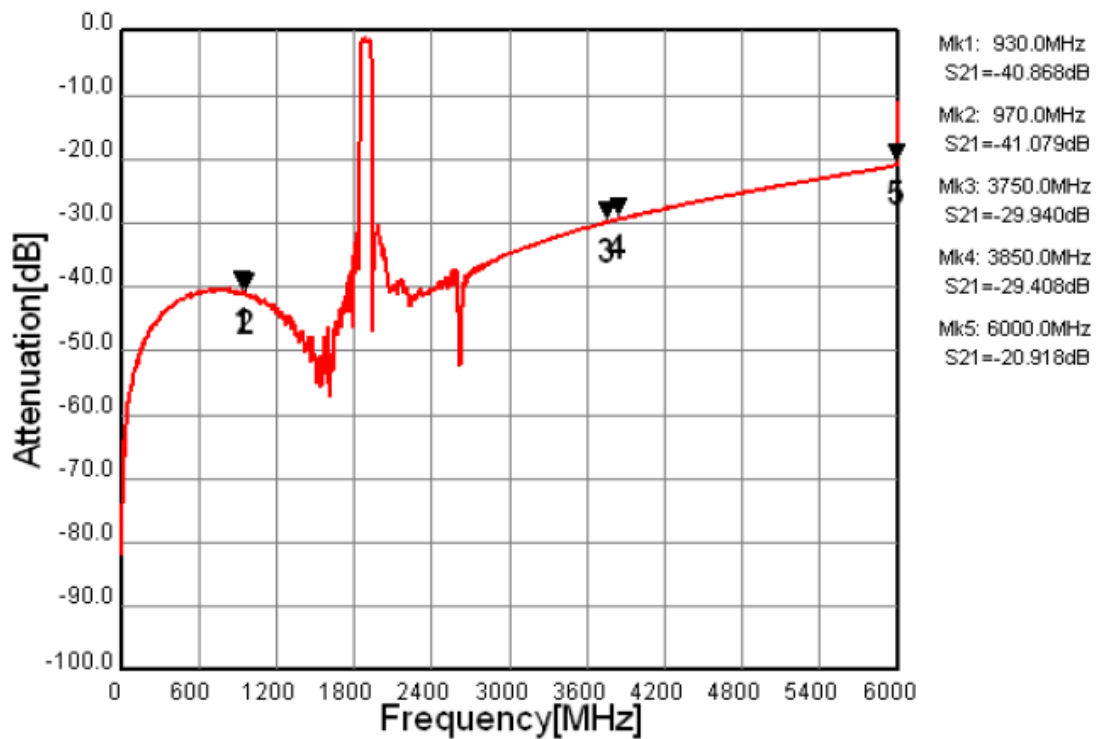


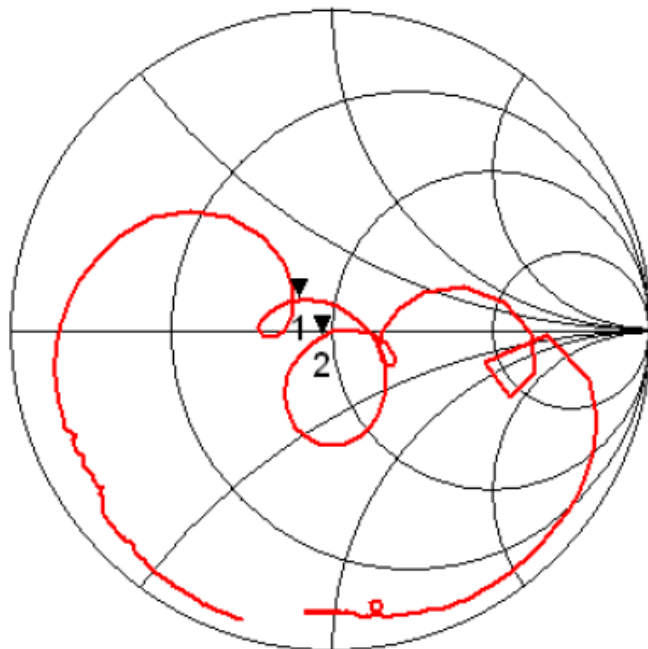
Fig.4 Wide-band Characteristic



MSL1

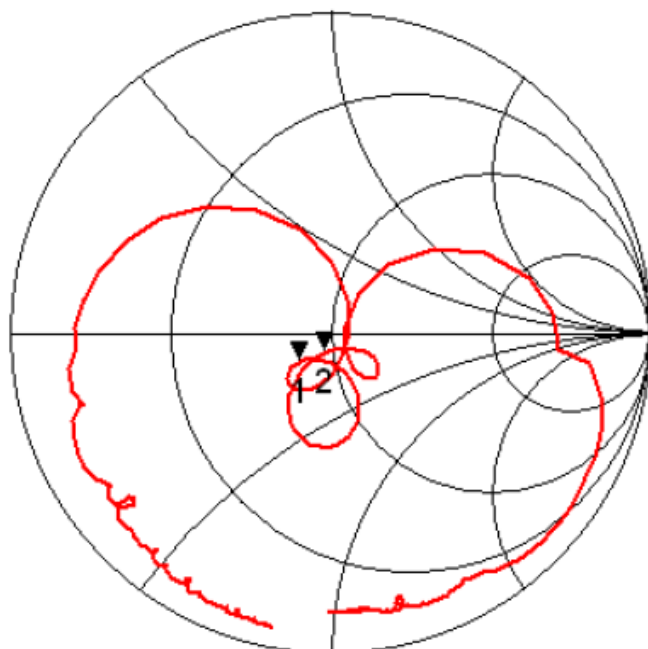
* Pb Free Part

Customer Name	Standard Specification	TAIYO YUDEN Mobile Technology Co.,Ltd.	
System	TD-SCDMA	Date	March 31, 2010
Part Number	FAR-F6KA-1G9000-D4DS	Version 1.0a	



Mk1: 1880.0
S11= 0.795 + j0.162
Mk2: 1920.0
S11= 0.929 - j0.041

Fig.5 Impedance (S11)



Mk1: 1880.0
S22= 0.794 - j0.148
Mk2: 1920.0
S22= 0.937 - j0.114

Fig.6 Impedance (S22)