


# Feed-Through




## CTS35UN



## CTS50UN



## CTS95U



Terminal Width

16 mm

20.5 mm

25 mm

Height x Length

58 x 52.5 mm

75.5 x 71 mm

90 x 83 mm

Stripping Length

18 mm

22 mm

24 mm

Insulation Material

Polyamide 6.6

Polyamide 6.6

Polyamide 6.6


Type of Connection

2 screw clamps & 1 tapped hole for cross

2 screw clamp connections

2 screw clamp connections

Approvals



Wire Range

2-12 AWG 2-12 AWG

6-2/0 AWG 16-50 sq.mm 6-2/0 AWG

2-4/0 AWG 25-95 sq.mm 2-4/0 AWG

Voltage Rating

600 V 600 V

600V 1600 V 600 V

600V 2000 V 600 V

Current Rating

130 A 130 A

150 A 150 A 150 A

230 A 192 A 230 A

Torque

25 lb-in 25 lb-in

60 lb-in 6.8 Nm 60 lb-in

160 lb-in 10 Nm 160 lb-in

Other Approvals



**Cat. No. Std. Pk.**

**Cat. No. Std. Pk.**

**Cat. No. Std. Pk.**

### Terminal Block

**CTS35UN 50**

**CTS50U 10**

**CTS95U 10**

Isolation Partition 

PP35UN 50

DIN Rail for ordering information refer to page 72 




End Stop for ordering info. refer to page 74 


CA702 50  
CA802 50

CA202 50  
CA102 50


CA202 50  
CA102 50

Internal Jumper 2 pole  
3 pole  
4 pole  
10 pole  
100 pole 

CA771/2 50  
CA771/3 25  
CA771/4 25  
CA771/10 10

Insulated Internal Jumper 2 pole  
3 pole  
4 pole  
10 pole  
100 pole 

CA781/2 50  
CA781/3 25  
CA781/4 25  
CA781/10 10


Current Bars 2 pole  
3 pole  
4 pole  
10 pole  
10 pole (breakable)  
100 pole 

CA703/10 100  
CA704/10 100  
CA705/10 100  
CA770/10 100

Shorting Sleeve & Screw 

CA707/S/Q/2 100

External Jumper 2 pole  
3 pole  
4 pole  
10 pole 

Marking Tags 

MT16 100  
MT6F 10

MT20 100  
MT6F 10

MT25 100  
MT6F 10