660-012 (Plug) - 660-013 (Receptacle)
661-002 (EMI Receptacle)
Protective Covers
MIL-C-38999 Series I

MIL-C-38999 Series I

660-012 M 17 S 5 -04

- Basic Part No. — 660-012 Plug, 660-013 Receptacle, 661-002 Receptacle
- Finish (Table II)
- Shell Size (Table X)
- Attachment Type (Table III)
- Attachment Length (in inches)
- Ring or Eyelet Dash No. (Tables IV, V, VI, VII)

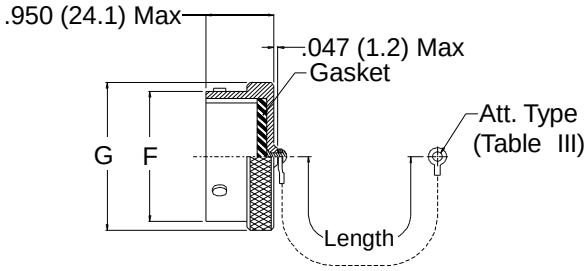

660-012 Plug Cover

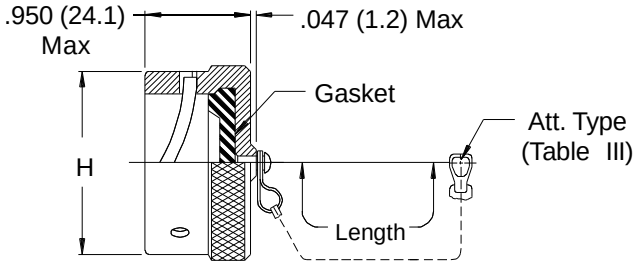

660-013 Receptacle Cover

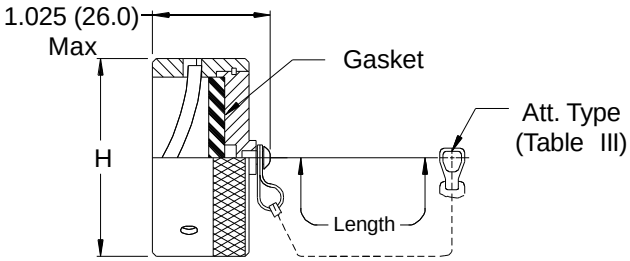

661-002 EMI/RFI Receptacle Cover

TABLE X: SHELL SIZE DIMENSIONS

Shell Size	F Dia		G Dia Max		H Max	
09	.572	(14.5)	.820	(20.8)	.844	(21.4)
11	.700	(17.8)	.940	(23.9)	.968	(24.6)
13	.850	(21.6)	1.070	(27.2)	1.125	(28.6)
15	.975	(24.8)	1.190	(30.2)	1.250	(31.8)
17	1.100	(27.9)	1.320	(33.5)	1.406	(35.7)
19	1.207	(30.7)	1.440	(36.6)	1.500	(38.1)
21	1.332	(33.8)	1.570	(39.9)	1.625	(41.3)
23	1.457	(37.0)	1.690	(42.9)	1.750	(44.5)
25	1.582	(40.2)	1.820	(46.2)	1.875	(47.6)

See inside back cover fold-out or page 14 for Table II.

Metric dimensions (mm) are indicated in parentheses.

© 2005 Glenair, Inc.

660-012 (Plug) - 660-013 (Receptacle)
661-002 (EMI Receptacle)
Protective Covers
MIL-C-38999 Series I

ROPE
(Types F, G, H, R, T, U)

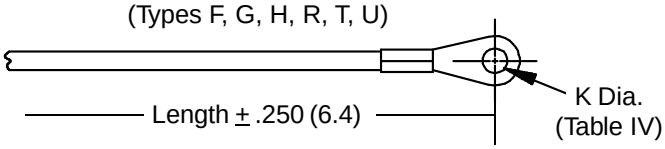

SASH CHAIN
(Type S)

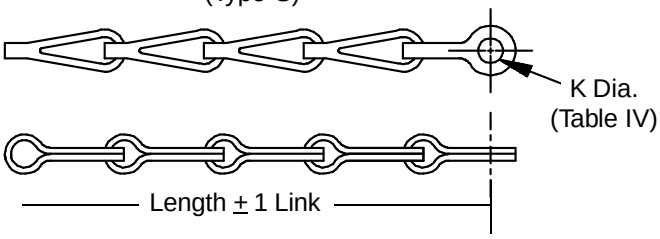

BEAD CHAIN
(Type D)

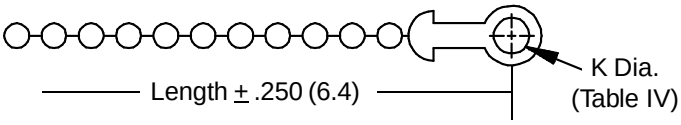

TABLE III: ATTACHMENT

Sym	Attachment Type
D	Bead Chain, Cres., Passivate
F	Wire Rope, Nylon Jacket
G	Nylon Rope
H	Wire Rope, Teflon Jacket
N	No Attachment
R	Wire Rope, PVC Jacket
S	#8 Sash Chain, Cres., Passivate
T	Wire Rope, No Jacket
U	Wire Rope, Polyurethane Jacket with Terminal

TABLE IV: EYELET

Dash No.	K DIA ±.010	(0.3)
01	.140	(3.6)
02	.182	(4.6)
03	.191	(4.9)
04	.197	(5.0)
05	.167	(4.2)
06	.125	(3.2)
07	.218	(5.5)
09	.156	(4.0)
00	No Eyelet	

SPLIT RING - Style C

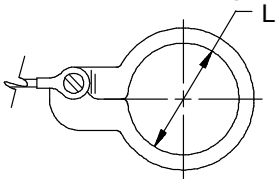

SOLID RING - Style B

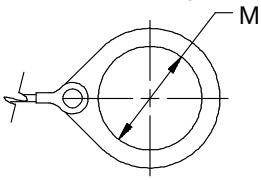

SOLID RING - Style A

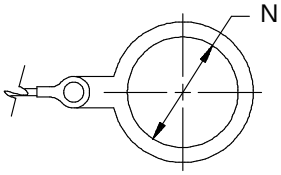

TABLE V: SPLIT RING STYLE C

Dash No.	L Dia. ±.015	(0.4)	Dash No.	L Dia. ±.015	(0.4)
50	.425	(10.8)	74	1.625	(41.3)
52	.485	(12.3)	76	1.750	(44.5)
54	.640	(16.3)	78	1.875	(47.6)
56	.750	(19.1)	80	1.980	(50.3)
58	.890	(22.6)	82	2.060	(52.3)
60	1.015	(25.8)	84	2.235	(56.8)
62	1.095	(27.8)	86	2.310	(58.7)
64	1.130	(28.7)	88	2.475	(62.9)
66	1.250	(31.8)	90	2.655	(67.4)
68	1.350	(34.3)	92	2.810	(71.4)
70	1.390	(35.3)	94	3.045	(77.3)
72	1.485	(37.7)			

TABLE VI: SOLID RING STYLE B

Dash No.	M Dia. ±.015	(0.4)	Dash No.	M Dia. ±.015	(0.4)
08	.468	(11.9)	24	1.484	(37.7)
10	.593	(15.1)	25	1.577	(40.1)
12	.718	(18.2)	27	1.640	(41.7)
13	.765	(19.4)	28	1.687	(42.8)
14	.844	(21.4)	29	1.765	(44.8)
15	.890	(22.6)	30	1.890	(48.0)
16	.968	(24.6)	31	1.953	(49.6)
17	1.015	(25.8)	32	1.968	(50.0)
18	1.093	(27.8)	33	2.077	(52.8)
19	1.140	(29.0)	35	2.140	(54.4)
20	1.203	(30.6)	36	2.187	(55.5)
21	1.265	(32.1)	40	2.406	(61.1)
22	1.343	(34.1)	44	2.656	(67.5)
23	1.453	(36.9)	48	3.031	(77.0)
			118	.310	(7.9)

TABLE VII: SOLID RING STYLE A

Dash No.	N Dia. ±.015	(0.4)	Dash No.	N Dia. ±.015	(0.4)
095	.312	(7.9)	109	1.266	(32.2)
100	.391	(9.9)	209	1.312	(33.3)
101	.516	(13.1)	110	1.391	(35.3)
102	.583	(14.8)	210	1.438	(36.5)
103	.641	(16.3)	111	1.521	(38.6)
104	.708	(18.0)	211	1.536	(39.0)
105	.766	(19.5)	112	1.641	(41.7)
205	.788	(20.0)	113	1.766	(44.9)
106	.896	(22.2)	213	1.812	(46.0)
206	.907	(23.0)	114	1.891	(48.0)
107	1.016	(25.8)	214	1.938	(49.2)
207	1.025	(26.0)	115	2.078	(52.8)
108	1.141	(29.0)	116	2.406	(61.1)
308	1.188	(30.2)	117	2.510	(63.8)
208	1.203	(30.6)			

© 2005 Glenair, Inc.