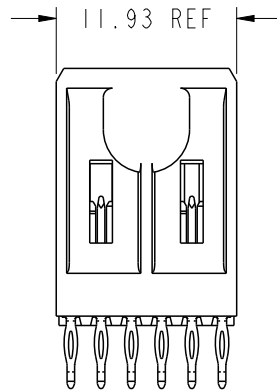
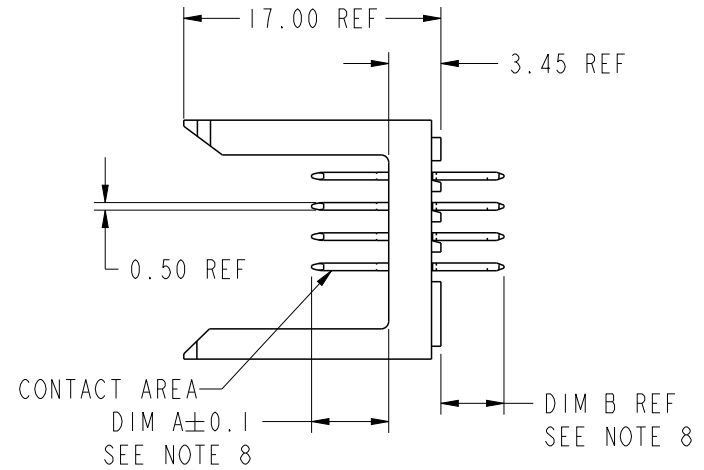
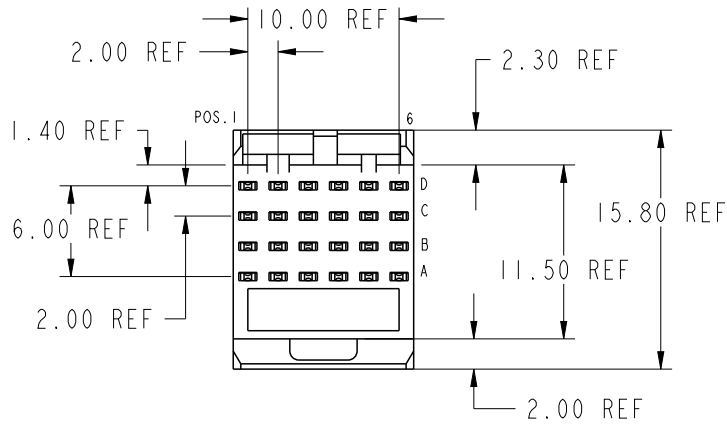


PRODUCT NUMBER

70232-XYLFF



PLATING IN CONTACT AREA		
DASH NUMBER	PERFORMANCE LEVEL	NOTES
-AYLFF	TELCORDIA CO	SEE NOTE 10
-N1YLFF	TELCORDIA CO (NXT) IEC CLASS I	SEE NOTE 10
-N5YLFF	TELCORDIA UE (NXT)	SEE NOTE 10
-1YLFF	TELCORDIA CO IEC CLASS I	SEE NOTE 10
-2YLFF	TELECOM CLASS	SEE NOTE 10
-5YLFF	TELCORDIA UE	SEE NOTE 10



spec ref *		dr Terran Huang		2010/07/08		projection		size A4		scale 2:1			
tolerance std ASME Y14.5		eng Narayanan, Aru		2018/06/01				mm		ecn no ELX-I-30217-1			
TOLERANCES UNLESS OTHERWISE SPECIFIED		chr -		-						rel level Released			
surface		appr K-Paul Biju		2018/06/01		product family METRAL		rev		70232			
ASME Y14.5		linear		0.X ±0.3				Amphenol FCI		title METRAL SIGNAL HEADER 1 MOD, 4 ROW PRESS-FIT		www.fci.com	
				0.XX ±0.13									
				0.XXX ±0.051									
		angular		0° ±2°		cat. no. *		Product - Customer Drw		sheet 1 of 8			



REQUIRED PC BOARD LAYOUT
COMPONENT SIDE

KEY		
CODE	DIMENSIONS	
	DIM "A" MATE	DIM "B" TAIL
1	5.00	4.30
2	5.75	4.30
3	6.50	4.30
4	7.25	4.30
5	5.00	13.60
6	5.75	13.60
7	6.50	13.60
8	7.25	13.60
9	5.00	17.00
10	5.75	17.00
11	6.50	17.00
12	7.25	17.00
13	8.25	4.30
14	8.25	13.60
15	8.25	17.00
19	8.00	4.30
20	8.00	13.60
21	8.00	17.00

NOTE:
1. MIN PCB THICKNESS = 1.6mm

SEE PRINT 58351 FOR
ADDITIONAL PCB INFORMATION

spec ref	*	dr	Terran Huang	2010/07/08	projection 	mm 	size	A4	scale	2:1
tolerance std	TOLERANCES UNLESS OTHERWISE SPECIFIED	eng	Narayanan, Aru	2018/06/01			ecn no	ELX-I-30217-1		
ASME Y14.5		chr	-	-				rel level	Released	
surface	3.200 linear	appr	K-Paul Biju	2018/06/01	product family	METRAL		rev		
	0.X	±0.3	Amphenol FCi	METRAL SIGNAL HEADER	dwg no	70232		rev	AR	
	0.XX	±0.13								
	0.XXX	±0.051								
ASME Y14.5	angular	0°	±2°	www.fci.com	cat. no.	-	Product - Customer Drw	sheet 2 of 8		

METRAL P/N	ROW	CONTACT CODE MOD. I					
		1	2	3	4	5	6
70232-X10LF	D	1	1	1	1	1	1
	C	2	2	2	2	2	2
	B	2	2	2	2	2	2
	A	3	3	3	3	3	3

METRAL P/N	ROW	CONTACT CODE MOD. I					
		1	2	3	4	5	6
70232-X14LF	D	4	4	4	4	4	4
	C	3	3	3	3	3	3
	B	3	3	3	3	3	3
	A	4	4	4	4	4	4

METRAL P/N	ROW	CONTACT CODE MOD. I					
		1	2	3	4	5	6
70232-X18LF	D	3	3	3	3	3	3
	C	1	1	1	1	1	1
	B	1	1	1	1	1	1
	A	1	1	1	1	1	1

METRAL P/N	ROW	CONTACT CODE MOD. I					
		1	2	3	4	5	6
70232-X22LF	D	5	5	5	5	5	5
	C	5	5	5	5	5	5
	B	5	5	5	5	5	5
	A	7	7	7	7	7	7

METRAL P/N	ROW	CONTACT CODE MOD. I					
		1	2	3	4	5	6
70232-X26LF	D	6	6	6	6	6	6
	C	6	6	6	6	6	6
	B	6	6	6	6	6	6
	A	6	6	6	6	6	6

METRAL P/N	ROW	CONTACT CODE MOD. I					
		1	2	3	4	5	6
70232-X11LF	D	1	1	1	1	1	1
	C	1	1	1	1	1	1
	B	1	1	1	1	1	1
	A	1	1	1	1	1	1

METRAL P/N	ROW	CONTACT CODE MOD. I					
		1	2	3	4	5	6
70232-X15LF	D	3	3	3	3	3	3
	C	3	3	3	3	3	3
	B	3	3	3	3	3	3
	A	3	3	3	3	3	3

METRAL P/N	ROW	CONTACT CODE MOD. I					
		1	2	3	4	5	6
70232-X19LF	D	4	4	4	4	4	4
	C	4	4	4	4	4	4
	B	4	4	4	4	4	4
	A	4	4	4	4	4	4

METRAL P/N	ROW	CONTACT CODE MOD. I					
		1	2	3	4	5	6
70232-X23LF	D	7	7	7	7	7	7
	C	6	6	6	6	6	6
	B	6	6	6	6	6	6
	A	7	7	7	7	7	7

METRAL P/N	ROW	CONTACT CODE MOD. I					
		1	2	3	4	5	6
70232-X27LF	D	7	7	7	7	7	7
	C	6	6	6	6	6	6
	B	6	6	6	6	6	6
	A	5	5	5	5	5	5

METRAL P/N	ROW	CONTACT CODE MOD. I					
		1	2	3	4	5	6
70232-X12LF	D	1	1	1	1	1	1
	C	1	1	1	1	1	1
	B	1	1	1	1	1	1
	A	3	3	3	3	3	3

METRAL P/N	ROW	CONTACT CODE MOD. I					
		1	2	3	4	5	6
70232-X16LF	D	2	2	2	2	2	2
	C	2	2	2	2	2	2
	B	2	2	2	2	2	2
	A	2	2	2	2	2	2

METRAL P/N	ROW	CONTACT CODE MOD. I					
		1	2	3	4	5	6
70232-X20LF	D	5	5	5	5	5	5
	C	6	6	6	6	6	6
	B	6	6	6	6	6	6
	A	7	7	7	7	7	7

METRAL P/N	ROW	CONTACT CODE MOD. I					
		1	2	3	4	5	6
70232-X24LF	D	8	8	8	8	8	8
	C	7	7	7	7	7	7
	B	7	7	7	7	7	7
	A	8	8	8	8	8	8

METRAL P/N	ROW	CONTACT CODE MOD. I					
		1	2	3	4	5	6
70232-X28LF	D	7	7	7	7	7	7
	C	5	5	5	5	5	5
	B	5	5	5	5	5	5
	A	5	5	5	5	5	5

METRAL P/N	ROW	CONTACT CODE MOD. I					
		1	2	3	4	5	6
70232-X13LF	D	3	3	3	3	3	3
	C	2	2	2	2	2	2
	B	2	2	2	2	2	2
	A	3	3	3	3	3	3

METRAL P/N	ROW	CONTACT CODE MOD. I					
		1	2	3	4	5	6
70232-X17LF	D	3	3	3	3	3	3
	C	2	2	2	2	2	2
	B	2	2	2	2	2	2
	A	1	1	1	1	1	1

METRAL P/N	ROW	CONTACT CODE MOD. I					
		1	2	3	4	5	6
70232-X21LF	D	5	5	5	5	5	5
	C	5	5	5	5	5	5
	B	5	5	5	5	5	5
	A	5	5	5	5	5	5

METRAL P/N	ROW	CONTACT CODE MOD. I					
		1	2	3	4	5	6
70232-X25LF	D	7	7	7	7	7	7
	C	7	7	7	7	7	7
	B	7	7	7	7	7	7
	A	7	7	7	7	7	7

METRAL P/N	ROW	CONTACT CODE MOD. I					
		1	2	3	4	5	6
70232-X29LF	D	8	8	8	8	8	8
	C	8	8	8	8	8	8
	B	8	8	8	8	8	8
	A	8	8	8	8	8	8

spec ref	*	dr	Terran Huang	2010/07/08	projection	mm	size	A4	scale	1:1
tolerance std	ASME Y14.5	eng	Narayanan, Aru	2018/06/01			ecn no		ELX-I-30217-1	
TOLERANCES UNLESS OTHERWISE SPECIFIED		chr	-	-			rel level		Released	
surface	3.200linear	appr	K-Paul Biju	2018/06/01	product family		METRAL		rev	
ASME Y14.5	angular				METRAL		70232		AR	
0.X	±0.3	Amphenol FCI		title		METRAL SIGNAL HEADER		dwg no		70232
0.XX	±0.13	www.fci.com		I MOD, 4 ROW PRESS-FIT		cat. no.		-		Product - Customer Drw
0.XXX	±0.051									sheet 3 of 8
0°	±2°									

METRAL P/N	ROW	CONTACT CODE MOD. I					
		1	2	3	4	5	6
70232-X34LF	D	9	9	9	9	9	9
	C	10	10	10	10	10	10
	B	10	10	10	10	10	10
	A	11	11	11	11	11	11

METRAL P/N	ROW	CONTACT CODE MOD. I					
		1	2	3	4	5	6
70232-X34LF	D	12	12	12	12	12	12
	C	11	11	11	11	11	11
	B	11	11	11	11	11	11
	A	12	12	12	12	12	12

METRAL P/N	ROW	CONTACT CODE MOD. I					
		1	2	3	4	5	6
70232-X38LF	D	11	11	11	11	11	11
	C	9	9	9	9	9	9
	B	9	9	9	9	9	9
	A	9	9	9	9	9	9

METRAL P/N	ROW	CONTACT CODE MOD. I					
		1	2	3	4	5	6
70232-X42LF	D	1	1	1	1	1	1
	C	1	1	1	1	1	1
	B	1	1	1	1	1	1
	A	2	2	2	2	2	2

METRAL P/N	ROW	CONTACT CODE MOD. I					
		1	2	3	4	5	6
70232-X46LF	D	19	19	19	19	19	19
	C	3	3	3	3	3	3
	B	3	3	3	3	3	3
	A	3	3	3	3	3	3

METRAL P/N	ROW	CONTACT CODE MOD. I					
		1	2	3	4	5	6
70232-X31LF	D	9	9	9	9	9	9
	C	9	9	9	9	9	9
	B	9	9	9	9	9	9
	A	9	9	9	9	9	9

METRAL P/N	ROW	CONTACT CODE MOD. I					
		1	2	3	4	5	6
70232-X35LF	D	11	11	11	11	11	11
	C	11	11	11	11	11	11
	B	11	11	11	11	11	11
	A	11	11	11	11	11	11

METRAL P/N	ROW	CONTACT CODE MOD. I					
		1	2	3	4	5	6
70232-X39LF	D	12	12	12	12	12	12
	C	12	12	12	12	12	12
	B	12	12	12	12	12	12
	A	12	12	12	12	12	12

METRAL P/N	ROW	CONTACT CODE MOD. I					
		1	2	3	4	5	6
70232-X43LF	D	13	13	13	13	13	13
	C	3	3	3	3	3	3
	B	3	3	3	3	3	3
	A	3	3	3	3	3	3

METRAL P/N	ROW	CONTACT CODE MOD. I					
		1	2	3	4	5	6
70232-X47LF	D	4	4	4	4	4	4
	C	4	4	4	4	4	4
	B	13	13	13	13	13	13
	A	13	13	13	13	13	13

METRAL P/N	ROW	CONTACT CODE MOD. I					
		1	2	3	4	5	6
70232-X32LF	D	9	9	9	9	9	9
	C	9	9	9	9	9	9
	B	9	9	9	9	9	9
	A	11	11	11	11	11	11

METRAL P/N	ROW	CONTACT CODE MOD. I					
		1	2	3	4	5	6
70232-X36LF	D	10	10	10	10	10	10
	C	10	10	10	10	10	10
	B	10	10	10	10	10	10
	A	10	10	10	10	10	10

METRAL P/N	ROW	CONTACT CODE MOD. I					
		1	2	3	4	5	6
70232-X40LF	D	2	2	2	2	2	2
	C	2	2	2	2	2	2
	B	4	4	4	4	4	4
	A	2	2	2	2	2	2

METRAL P/N	ROW	CONTACT CODE MOD. I					
		1	2	3	4	5	6
70232-X44LF	D	2	2	2	2	2	2
	C	3	3	3	3	3	3
	B	4	4	4	4	4	4
	A	3	3	3	3	3	3

METRAL P/N	ROW	CONTACT CODE MOD. I					
		1	2	3	4	5	6
70232-X48LF	D	19	19	19	19	19	19
	C	19	19	19	19	19	19
	B	19	19	19	19	19	19
	A	19	19	19	19	19	19

METRAL P/N	ROW	CONTACT CODE MOD. I					
		1	2	3	4	5	6
70232-X33LF	D	11	11	11	11	11	11
	C	10	10	10	10	10	10
	B	10	10	10	10	10	10
	A	11	11	11	11	11	11

METRAL P/N	ROW	CONTACT CODE MOD. I					
		1	2	3	4	5	6
70232-X37LF	D	11	11	11	11	11	11
	C	10	10	10	10	10	10
	B	10	10	10	10	10	10
	A	9	9	9	9	9	9

METRAL P/N	ROW	CONTACT CODE MOD. I					
		1	2	3	4	5	6
70232-X41LF	D	2	2	2	2	2	2
	C	2	2	2	2	2	2
	B	2	2	2	2	2	2
	A	4	4	4	4	4	4

METRAL P/N	ROW	CONTACT CODE MOD. I					
		1	2	3	4	5	6
70232-X45LF	D	1	1	1	1	1	1
	C	2	2	2	2	2	2
	B	3	3	3	3	3	3
	A	4	4	4	4	4	4

METRAL P/N	ROW	CONTACT CODE MOD. I					
		1	2	3	4	5	6
70232-X49LF	D	4	4	4	4	4	4
	C	3	3	3	3	3	3
	B	3	3	3	3	3	3
	A	3	3	3	3	3	3

spec ref	*	dr	Terran Huang	2010/07/08	projection 	mm 	size	A4	scale	1:1
tolerance std	ASME Y14.5	eng	Narayanan, Aru	2018/06/01			ecn no	ELX-I-30217-1		
TOLERANCES UNLESS OTHERWISE SPECIFIED		chr	-	-			rel level	Released		
surface	3.200 inear	appr	K-Paul Biju	2018/06/01	product family	METRAL		rev		
ASME Y14.5	angular							70232	AR	
0.X	±0.3	Amphenol FCI	METRAL SIGNAL HEADER			dwg no				
0.XX	±0.13	www.fci.com	1 MOD, 4 ROW PRESS-FIT							
0.XXX	±0.051	cat. no.	-			Product - Customer Drw	sheet 4 of 8			
0°	±2°									

A

B

C

D

METRAL P/N	ROW	CONTACT CODE MOD. I					
		1	2	3	4	5	6
70232-X50LF	D	6	6	6	6	6	6
	C	6	6	6	6	6	6
	B	8	8	8	8	8	8
	A	6	6	6	6	6	6

METRAL P/N	ROW	CONTACT CODE MOD. I					
		1	2	3	4	5	6
70232-X54LF	D	6	6	6	6	6	6
	C	7	7	7	7	7	7
	B	8	8	8	8	8	8
	A	7	7	7	7	7	7

METRAL P/N	ROW	CONTACT CODE MOD. I					
		1	2	3	4	5	6
70232-X58LF	D	20	20	20	20	20	20
	C	20	20	20	20	20	20
	B	20	20	20	20	20	20
	A	20	20	20	20	20	20

METRAL P/N	ROW	CONTACT CODE MOD. I					
		1	2	3	4	5	6
70232-X62LF	D	9	9	9	9	9	9
	C	9	9	9	9	9	9
	B	9	9	9	9	9	9
	A	10	10	10	10	10	10

METRAL P/N	ROW	CONTACT CODE MOD. I					
		1	2	3	4	5	6
70232-X66LF	D	21	21	21	21	21	21
	C	11	11	11	11	11	11
	B	11	11	11	11	11	11
	A	11	11	11	11	11	11

METRAL P/N	ROW	CONTACT CODE MOD. I					
		1	2	3	4	5	6
70232-X51LF	D	6	6	6	6	6	6
	C	6	6	6	6	6	6
	B	6	6	6	6	6	6
	A	8	8	8	8	8	8

METRAL P/N	ROW	CONTACT CODE MOD. I					
		1	2	3	4	5	6
70232-X55LF	D	5	5	5	5	5	5
	C	6	6	6	6	6	6
	B	7	7	7	7	7	7
	A	8	8	8	8	8	8

METRAL P/N	ROW	CONTACT CODE MOD. I					
		1	2	3	4	5	6
70232-X59LF	D	8	8	8	8	8	8
	C	7	7	7	7	7	7
	B	7	7	7	7	7	7
	A	7	7	7	7	7	7

METRAL P/N	ROW	CONTACT CODE MOD. I					
		1	2	3	4	5	6
70232-X63LF	D	15	15	15	15	15	15
	C	11	11	11	11	11	11
	B	11	11	11	11	11	11
	A	11	11	11	11	11	11

METRAL P/N	ROW	CONTACT CODE MOD. I					
		1	2	3	4	5	6
70232-X67LF	D	12	12	12	12	12	12
	C	12	12	12	12	12	12
	B	15	15	15	15	15	15
	A	15	15	15	15	15	15

METRAL P/N	ROW	CONTACT CODE MOD. I					
		1	2	3	4	5	6
70232-X52LF	D	5	5	5	5	5	5
	C	5	5	5	5	5	5
	B	5	5	5	5	5	5
	A	6	6	6	6	6	6

METRAL P/N	ROW	CONTACT CODE MOD. I					
		1	2	3	4	5	6
70232-X56LF	D	20	20	20	20	20	20
	C	7	7	7	7	7	7
	B	7	7	7	7	7	7
	A	7	7	7	7	7	7

METRAL P/N	ROW	CONTACT CODE MOD. I					
		1	2	3	4	5	6
70232-X60LF	D	10	10	10	10	10	10
	C	10	10	10	10	10	10
	B	12	12	12	12	12	12
	A	10	10	10	10	10	10

METRAL P/N	ROW	CONTACT CODE MOD. I					
		1	2	3	4	5	6
70232-X64LF	D	10	10	10	10	10	10
	C	11	11	11	11	11	11
	B	12	12	12	12	12	12
	A	11	11	11	11	11	11

METRAL P/N	ROW	CONTACT CODE MOD. I					
		1	2	3	4	5	6
70232-X68LF	D	21	21	21	21	21	21
	C	21	21	21	21	21	21
	B	21	21	21	21	21	21
	A	21	21	21	21	21	21

METRAL P/N	ROW	CONTACT CODE MOD. I					
		1	2	3	4	5	6
70232-X53LF	D	14	14	14	14	14	14
	C	7	7	7	7	7	7
	B	7	7	7	7	7	7
	A	7	7	7	7	7	7

METRAL P/N	ROW	CONTACT CODE MOD. I					
		1	2	3	4	5	6
70232-X57LF	D	8	8	8	8	8	8
	C	8	8	8	8	8	8
	B	14	14	14	14	14	14
	A	14	14	14	14	14	14

METRAL P/N	ROW	CONTACT CODE MOD. I					
		1	2	3	4	5	6
70232-X61LF	D	10	10	10	10	10	10
	C	10	10	10	10	10	10
	B	10	10	10	10	10	10
	A	12	12	12	12	12	12

METRAL P/N	ROW	CONTACT CODE MOD. I					
		1	2	3	4	5	6
70232-X65LF	D	9	9	9	9	9	9
	C	10	10	10	10	10	10
	B	11	11	11	11	11	11
	A	12	12	12	12	12	12

METRAL P/N	ROW	CONTACT CODE MOD. I					
		1	2	3	4	5	6
70232-X69LF	D	12	12	12	12	12	12
	C	11	11	11	11	11	11
	B	11	11	11	11	11	11
	A	11	11	11	11	11	11

spec ref	*	dr	Terran Huang	2010/07/08	projection		size	A4	scale	1:1	
tolerance std	ASME Y14.5	eng	Narayanan, Aru	2018/06/01		mm	ecn no	ELX-I-30217-1	rel level	Released	
TOLERANCES UNLESS OTHERWISE SPECIFIED		chr	-	-							
surface	3.200 inear	appr	K-Paul Biju	2018/06/01	product family		METRAL		rev	AR	
ASME Y14.5	angular	0.X ±0.3		Amphenol Fci		title		METRAL SIGNAL HEADER		dwg no	70232
		0.XX ±0.13		www.fci.com		cat. no.		-		Product - Customer Drw	
		0.XXX ±0.051								sheet 5 of 8	
		0° ±2°									

METRAL P/N	ROW	CONTACT CODE MOD. I					
		1	2	3	4	5	6
70232-X70LF	D	4	4	4	4	4	4
	C	2	2	2	2	2	2
	B	2	2	2	2	2	2
	A	2	2	2	2	2	2

METRAL P/N	ROW	CONTACT CODE MOD. I					
		1	2	3	4	5	6
70232-X74LF	D	2	2	2	2	2	2
	C	3	3	3	3	3	3
	B	3	3	3	3	3	3
	A	3	3	3	3	3	3

METRAL P/N	ROW	CONTACT CODE MOD. I					
		1	2	3	4	5	6
70232-X78LF	D	I	I	I	I	I	I
	C	I	I	I	I	I	I
	B	3	3	3	3	3	3
	A	I	I	I	I	I	I

METRAL P/N	ROW	CONTACT CODE MOD. I					
		1	2	3	4	5	6
70232-X82LF	D	6	6	6	6	6	6
	C	8	8	8	8	8	8
	B	8	8	8	8	8	8
	A	20	20	20	20	20	20

METRAL P/N	ROW	CONTACT CODE MOD. I					
		1	2	3	4	5	6
70232-X86LF	D	20	20	20	20	20	20
	C	5	5	5	5	5	5
	B	5	5	5	5	5	5
	A	20	20	20	20	20	20

METRAL P/N	ROW	CONTACT CODE MOD. I					
		1	2	3	4	5	6
70232-X71LF	D	3	3	3	3	3	3
	C	3	3	3	3	3	3
	B	1	1	1	1	1	1
	A	3	3	3	3	3	3

METRAL P/N	ROW	CONTACT CODE MOD. I					
		1	2	3	4	5	6
70232-X75LF	D	2	2	2	2	2	2
	C	2	2	2	2	2	2
	B	2	2	2	2	2	2
	A	3	3	3	3	3	3

METRAL P/N	ROW	CONTACT CODE MOD. I					
		1	2	3	4	5	6
70232-X79LF	D	3	3	3	3	3	3
	C	2	2	2	2	2	2
	B	2	2	2	2	2	2
	A	2	2	2	2	2	2

METRAL P/N	ROW	CONTACT CODE MOD. I					
		1	2	3	4	5	6
70232-X83LF	D	6	6	6	6	6	6
	C	7	7	7	7	7	7
	B	6	6	6	6	6	6
	A	7	7	7	7	7	7

METRAL P/N	ROW	CONTACT CODE MOD. I					
		1	2	3	4	5	6
70232-X87LF	D	6	6	6	6	6	6
	C	7	7	7	7	7	7
	B	20	20	20	20	20	20
	A	7	7	7	7	7	7

METRAL P/N	ROW	CONTACT CODE MOD. I					
		1	2	3	4	5	6
70232-X72LF	D	2	2	2	2	2	2
	C	4	4	4	4	4	4
	B	4	4	4	4	4	4
	A	19	19	19	19	19	19

METRAL P/N	ROW	CONTACT CODE MOD. I					
		1	2	3	4	5	6
70232-X76LF	D	19	19	19	19	19	19
	C	I	I	I	I	I	I
	B	I	I	I	I	I	I
	A	19	19	19	19	19	19

METRAL P/N	ROW	CONTACT CODE MOD. I					
		1	2	3	4	5	6
70232-X80LF	D	8	8	8	8	8	8
	C	6	6	6	6	6	6
	B	6	6	6	6	6	6
	A	6	6	6	6	6	6

METRAL P/N	ROW	CONTACT CODE MOD. I					
		1	2	3	4	5	6
70232-X84LF	D	6	6	6	6	6	6
	C	7	7	7	7	7	7
	B	7	7	7	7	7	7
	A	7	7	7	7	7	7

METRAL P/N	ROW	CONTACT CODE MOD. I					
		1	2	3	4	5	6
70232-X88LF	D	5	5	5	5	5	5
	C	5	5	5	5	5	5
	B	7	7	7	7	7	7
	A	5	5	5	5	5	5

METRAL P/N	ROW	CONTACT CODE MOD. I					
		1	2	3	4	5	6
70232-X73LF	D	2	2	2	2	2	2
	C	3	3	3	3	3	3
	B	2	2	2	2	2	2
	A	3	3	3	3	3	3

METRAL P/N	ROW	CONTACT CODE MOD. I					
		1	2	3	4	5	6
70232-X77LF	D	2	2	2	2	2	2
	C	3	3	3	3	3	3
	B	19	19	19	19	19	19
	A	3	3	3	3	3	3

METRAL P/N	ROW	CONTACT CODE MOD. I					
		1	2	3	4	5	6
70232-X81LF	D	7	7	7	7	7	7
	C	7	7	7	7	7	7
	B	5	5	5	5	5	5
	A	7	7	7	7	7	7

METRAL P/N	ROW	CONTACT CODE MOD. I					
		1	2	3	4	5	6
70232-X85LF	D	6	6	6	6	6	6
	C	6	6	6	6	6	6
	B	6	6	6	6	6	6
	A	7	7	7	7	7	7

METRAL P/N	ROW	CONTACT CODE MOD. I					
		1	2	3	4	5	6
70232-X89LF	D	7	7	7	7	7	7
	C	6	6	6	6	6	6
	B	6	6	6	6	6	6
	A	6	6	6	6	6	6

spec ref *	dr Terran Huang	2010/07/08	projection	mm		size A4	scale 1:1							
tolerance std ASME Y14.5	eng Narayanan, Aru	2018/06/01				ecn no ELX-I-30217-1	rel level Released							
TOLERANCES UNLESS OTHERWISE SPECIFIED	chr -	-												
surface 3.200in	appr K-Paul Biju	2018/06/01	product family METRAL		rel level Released	rev AR								
ASME Y14.5	<table border="1"> <tr> <td>0.X</td> <td>±0.3</td> </tr> <tr> <td>0.XX</td> <td>±0.13</td> </tr> <tr> <td>0.XXX</td> <td>±0.051</td> </tr> <tr> <td>angular</td> <td>0° ±2°</td> </tr> </table>		0.X	±0.3	0.XX	±0.13	0.XXX	±0.051	angular	0° ±2°	Amphenol FCI title METRAL SIGNAL HEADER 1 MOD, 4 ROW PRESS-FIT www.fci.com cat. no. -		dwg no 70232 Product - Customer Drw	sheet 6 of 8
0.X	±0.3													
0.XX	±0.13													
0.XXX	±0.051													
angular	0° ±2°													

A

B

C

D

METRAL P/N	ROW	CONTACT CODE MOD. I					
		1	2	3	4	5	6
70232-X90LF	D	12	12	12	12	12	12
	C	10	10	10	10	10	10
	B	10	10	10	10	10	10
	A	10	10	10	10	10	10

METRAL P/N	ROW	CONTACT CODE MOD. I					
		1	2	3	4	5	6
70232-X94LF	D	10	10	10	10	10	10
	C	11	11	11	11	11	11
	B	11	11	11	11	11	11
	A	11	11	11	11	11	11

METRAL P/N	ROW	CONTACT CODE MOD. I					
		1	2	3	4	5	6
70232-X98LF	D	9	9	9	9	9	9
	C	9	9	9	9	9	9
	B	11	11	11	11	11	11
	A	9	9	9	9	9	9

METRAL P/N	ROW	CONTACT CODE MOD. I					
		1	2	3	4	5	6
70232-X102LF	D	6	6	6	6	6	6
	C	6	6	6	6	6	6
	B	20	6	6	6	6	6
	A	7	6	6	6	6	6

METRAL P/N	ROW	CONTACT CODE MOD. I					
		1	2	3	4	5	6
70232-X106LF	D	2	2	2	2	2	2
	C	2	2	2	2	2	2
	B	2	2	2	2	2	2
	A	4	2	2	2	2	2



METRAL P/N	ROW	CONTACT CODE MOD. I					
		1	2	3	4	5	6
70232-X91LF	D	11	11	11	11	11	11
	C	11	11	11	11	11	11
	B	9	9	9	9	9	9
	A	11	11	11	11	11	11

METRAL P/N	ROW	CONTACT CODE MOD. I					
		1	2	3	4	5	6
70232-X95LF	D	10	10	10	10	10	10
	C	10	10	10	10	10	10
	B	10	10	10	10	10	10
	A	11	11	11	11	11	11

METRAL P/N	ROW	CONTACT CODE MOD. I					
		1	2	3	4	5	6
70232-X99LF	D	11	11	11	11	11	11
	C	10	10	10	10	10	10
	B	10	10	10	10	10	10
	A	10	10	10	10	10	10

METRAL P/N	ROW	CONTACT CODE MOD. I					
		1	2	3	4	5	6
70232-X103LF	D	2	1	3	2	2	3
	C	2	1	3	2	2	3
	B	2	1	3	4	4	19
	A	2	1	3	2	2	3

METRAL P/N	ROW	CONTACT CODE MOD. I					
		1	2	3	4	5	6
70232-X92LF	D	10	10	10	10	10	10
	C	12	12	12	12	12	12
	B	12	12	12	12	12	12
	A	21	21	21	21	21	21

METRAL P/N	ROW	CONTACT CODE MOD. I					
		1	2	3	4	5	6
70232-X96LF	D	21	21	21	21	21	21
	C	9	9	9	9	9	9
	B	9	9	9	9	9	9
	A	21	21	21	21	21	21

METRAL P/N	ROW	CONTACT CODE MOD. I					
		1	2	3	4	5	6
70232-X100LF	D	4	3	3	3	3	4
	C	4	3	3	3	3	4
	B	4	3	3	3	3	4
	A	4	3	3	3	3	4

METRAL P/N	ROW	CONTACT CODE MOD. I					
		1	2	3	4	5	6
70232-X104LF	D	1	1	2	2	2	3
	C	1	1	2	2	2	3
	B	2	2	2	4	4	19
	A	2	2	2	2	2	3

METRAL P/N	ROW	CONTACT CODE MOD. I					
		1	2	3	4	5	6
70232-X93LF	D	10	10	10	10	10	10
	C	11	11	11	11	11	11
	B	10	10	10	10	10	10
	A	11	11	11	11	11	11

METRAL P/N	ROW	CONTACT CODE MOD. I					
		1	2	3	4	5	6
70232-X97LF	D	10	10	10	10	10	10
	C	11	11	11	11	11	11
	B	21	21	21	21	21	21
	A	11	11	11	11	11	11

METRAL P/N	ROW	CONTACT CODE MOD. I					
		1	2	3	4	5	6
70232-X101LF	D	8	7	7	7	7	8
	C	8	7	7	7	7	8
	B	8	7	7	7	7	8
	A	8	7	7	7	7	8

METRAL P/N	ROW	CONTACT CODE MOD. I					
		1	2	3	4	5	6
70232-X105LF	D	2	3	2	2	2	2
	C	2	1	2	2	2	2
	B	2	2	2	2	2	2
	A	2	2	2	2	2	2

spec ref	*	dr	Terran Huang	2010/07/08	projection	mm	size	A4	scale	1:1
tolerance std	ASME Y14.5	eng	Narayanan, Aru	2018/06/01			ecn no	ELX-I-30217-1		
TOLERANCES UNLESS OTHERWISE SPECIFIED		chr	-	-				rel level	Released	
surface	3.200 inear	appr	K-Paul Biju	2018/06/01	product family		METRAL		rev	AR
ASME Y14.5	angular	0°	±0.3	±0.13	±0.051	www.fci.com		cat. no.	-	Product - Customer Drw
		Amphenol FCI		METRAL SIGNAL HEADER		dwg no		70232		sheet 7 of 8
				1 MOD, 4 ROW PRESS-FIT						

PRODUCT NUMBER

70232-XYLFF



NOTES:

1. FOR DIM A AND B SEE SHEET 2 AND UP.
2. BODY MATERIAL: LIQUID CRYSTAL
POLYMER 30 % GLASS.
FLAME RETARDANT ACC. UL 94-V0.
3. PIN MATERIAL:
PHOSPHOR BRONZE.
4. PLATING ON PRESS-FIT TAIL:
70232-XYLFF IS SN (LEAD FREE)
PLATING ON CONTACT AREA CONFORMS TO PERFORMANCE
LEVEL SHOWN IN TABLE.
5. PRODUCT MARKING:
PART NUMBER DESIGNATION & BATCH I.D.
6. ALL PRODUCTS WITH PART NUMBERS SHOWN IN
SUBSEQUENT TABLES WILL BE PACKAGED IN TUBES.
IF TRAY PACKAGING IS REQUIRED, A SUFFIX "P"
WILL BE ADDED TO THE END OF THE PART NUMBER.
EXAMPLE: XXXXX-XXXPLF
7. PRODUCT SPECIFICATION GS-12-180
APPLICATION SPECIFICATION BUS-20-073
8. AFTER INSERTION INTO CIRCUIT BOARD WITH
QUALIFIED TOOL.
9. -A PLATING HAS Au FLASH IN PRESS FIT AREA (LEAD FREE).
10. THE PRODUCTS WHERE THE PART NUMBER ENDS IN LF MEET THE
EUROPEAN UNION DIRECTIVES AND OTHER COUNTRY REGULATIONS
AS DESCRIBED IN GS-22-008.
11. FOR LEAD FREE PART NUMBERS, ADD AN "LF" SUFFIX.
EXAMPLE: 70232-X01LF
12. ALL PRODUCTS EXCEPT THOSE WITH PART NUMBERS CONTAINING
(DRAWING NO.)-N1--- OR (DRAWING NO.)-N5--- WILL WITHSTAND EXPOSURE
TO 260°C FOR 60 SECONDS IN A CONVECTION, INFRA-RED OR
VAPOR PHASE REFLOW OVEN. PART NUMBERS (DRAWING NO.)-N1---
AND (DRAWINGS NO.)-N5--- WILL NOT WITHSTAND REFLOW AND Au CONTACT
SURFACE OF THE CONTACTS SHALL BE EXPOSED TO A MAXIMUM 140°C FOR
NO LONGER THAN 15 SECONDS IN A WAVE SOLDER APPLICATION.

spec ref *		dr Terran Huang		2010/07/08	projection 	mm 	size A4	scale 1:1
tolerance std ASME Y14.5		eng Narayanan, Aru		2018/06/01			ecn no ELX-I-30217-1	
TOLERANCES UNLESS OTHERWISE SPECIFIED		chr -		-			rel level Released	
surface 3.200 linear		0.X	±0.3	Amphenol FCI	product family METRAL	dwg no 70232	rev AR	
		0.XX	±0.13					
		0.XXX	±0.051					
ASME Y14.5 angular		0°	±2°	www.fci.com	cat. no. -	Product - Customer Drw	sheet 8 of 8	