



472 Series, PICO® II Time-Lag Fuse



Agency Approvals

Agency	Agency File Number	Ampere Range
	E10480	0. 50A - 5A

Additional Information



Datasheet



Resources



Samples

Description

The 472 Series PICO® II, 125V rated Slo-Blo® Fuse is designed for applications that require moderate in-rush withstand and is in a space-saving subminiature package.

Features

- Moderate in-rush withstand
- Small size
- Wide range of current ratings available (0. 50A to 5A)
- RoHS compliant and Halogen-free
- Wide operating temperature range
- Low temperature derating


Applications

- Flat-panel display TV
- Lighting
- Game Console
- Power Supply
- Audio/Video Equipment

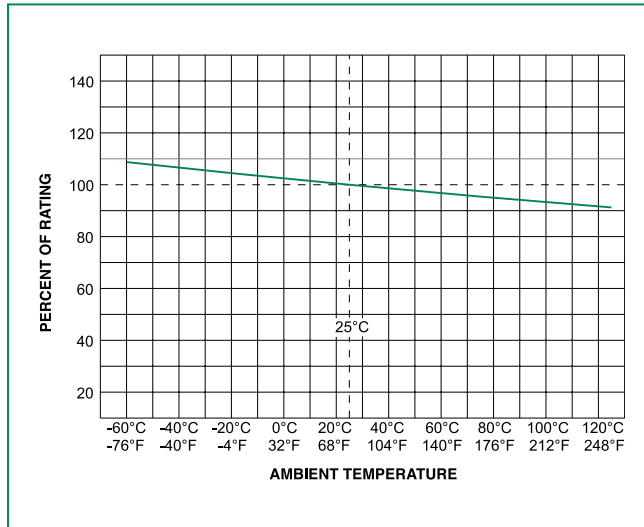
Electrical Characteristics

% of Ampere Rating	Opening Time
100%	4 Hours, Min.
200%	120 Seconds, Max.

Electrical Characteristics

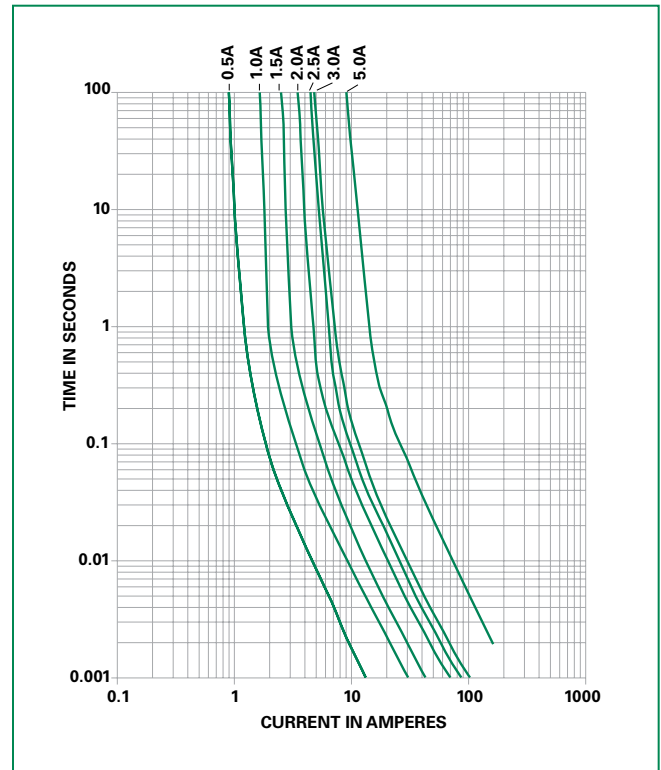
Ampere Rating (A)	Amp Code	Max Voltage Rating (V)	Interrupting Rating	Nominal Cold Resistance (Ohms)	Nominal Melting I ² t (A ² sec)	Agency Approvals
.500	.500	125	50A@125VAC/DC	0.1745	0.1927	 x
1.00	001.	125		0.0785	0.9384	x
1.50	01.5	125		0.0392	2.4081	x
2.00	002.	125		0.0271	4.2363	x
2.50	02.5	125		0.0209	7.0838	x
3.00	003.	125		0.0187	9.3600	x
5.00	005.	125		0.0084	45.9000	x

Temperature Re-rating Curve



Note:
Rerating depicted in this curve is in addition to the standard derating of 25% for continuous operation.

Average Time Current Curves



Soldering Parameters

Recommended Process Parameters:

Wave Parameter	Lead-Free Recommendation
Preheat: (Depends on Flux Activation Temperature)	(Typical Industry Recommendation)
Temperature Minimum:	100°C
Temperature Maximum:	150°C
Preheat Time:	60-180 seconds
Solder Pot Temperature:	260°C Maximum
Solder Dwell Time:	2-5 seconds

Recommended Hand-Solder Parameters:

Solder Iron Temperature: 350°C +/- 5°C
Heating Time: 5 seconds max.

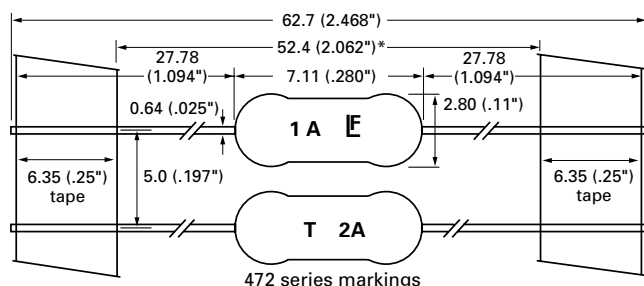
Note: These devices are not recommended for IR or Convection Reflow process.

Product Characteristics

Material	Body: Ceramic Leads: Tin-coated Copper Encapsulated: Epoxy-Coated Body
Product Marking	Body: Brand Logo, Current Rating, T (time Lag fuse)
Solderability	MIL-STD-202, Method 208
Lead Pull Force	MIL-STD-202, Method 211, Test Condition A (will Withstand a 7lbs. Axial pull test)

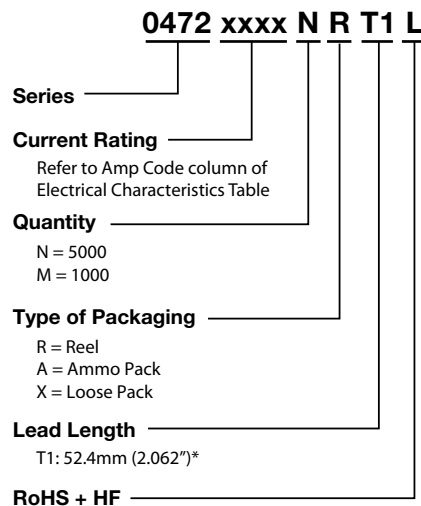
Operating Temperature	-55°C to +125°C with proper de-rating
Thermal Shock	MIL-STD-202, Method 213, Test Condition I (100 G's peak for 6 milliseconds)
Vibration	MIL-STD-202, Method 201 (10-55 Hz); Method 204, Test Condition C (55-2000 Hz at 10 G's Peak)

Dimensions



Coating Diameter (max): 0.5A-3.0A: 2.80mm
5.0A: 2.90mm

Part Numbering System



Packaging

Packaging Option	Packaging Specification	Quantity	Quantity & Packaging Code
*T1: 52.4mm (2.062'') Tape and Reel	EIA 296		Refer to the tables in Part Numbering System above

Notes: * T1 dimension is defined as the length of the component between the two tapes. The full component length is 62.7mm (2.468'').