

## 472 Series, PICO® II Time-Lag Fuse



### Description

The 472 Series PICO® II, 125V rated Slo-Blo® Fuse is designed for applications that require moderate in-rush withstand and is in a space-saving subminiature package.


### Features

- Moderate in-rush withstand
- Small size
- Wide range of current ratings available (0.50A to 5A)
- RoHS compliant and Halogen-free
- Wide operating temperature range
- Low temperature derating

### Applications

- Flat-panel display TV
- Lighting
- Game Console
- Power Supply
- Audio/Video Equipment

### Agency Approvals

Agency	Agency File Number	Ampere Range
	E10480	0.50A - 5A

### Additional Information



Datasheet



Resources



Samples

### Electrical Characteristics

% of Ampere Rating	Opening Time
100%	4 Hours, <b>Min.</b>
200%	120 Seconds, <b>Max.</b>

### Electrical Characteristics

Ampere Rating (A)	Amp Code	Max Voltage Rating (V)	Interrupting Rating	Nominal Cold Resistance (Ohms)	Nominal Melting I <sup>2</sup> t (A <sup>2</sup> sec)	Agency Approvals
.500	.500	125	50A@125VAC/DC	0.1745	0.1927	 x
1.00	001.	125		0.0785	0.9384	x
1.50	01.5	125		0.0392	2.4081	x
2.00	002.	125		0.0271	4.2363	x
2.50	02.5	125		0.0209	7.0838	x
3.00	003.	125		0.0187	9.3600	x
5.00	005.	125		0.0084	45.9000	x

### Temperature Re-rating Curve



Note:  
 Rerating depicted in this curve is in addition to the standard derating of 25% for continuous operation.

### Soldering Parameters

#### Recommended Process Parameters:

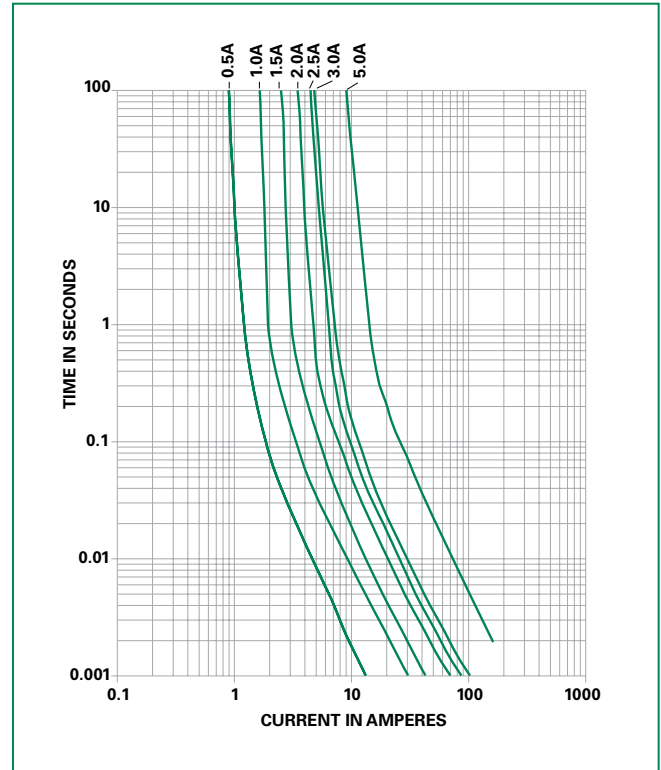
Wave Parameter	Lead-Free Recommendation
<b>Preheat:</b> (Depends on Flux Activation Temperature)	(Typical Industry Recommendation)
Temperature Minimum:	100°C
Temperature Maximum:	150°C
Preheat Time:	60-180 seconds
<b>Solder Pot Temperature:</b>	260°C Maximum
Solder Dwell Time:	2-5 seconds

#### Recommended Hand-Solder Parameters:

Solder Iron Temperature: 350°C +/- 5°C  
 Heating Time: 5 seconds max.

**Note: These devices are not recommended for IR or Convection Reflow process.**

### Average Time Current Curves



**Product Characteristics**

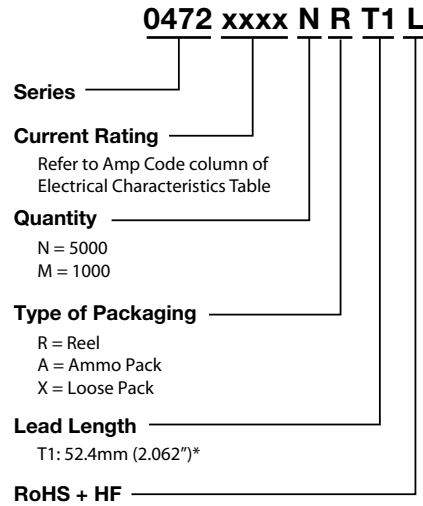
<b>Material</b>	Body: Ceramic Leads: Tin-coated Copper Encapsulated: Epoxy-Coated Body
<b>Product Marking</b>	Body: Brand Logo, Current Rating, T (time Lag fuse)
<b>Solderability</b>	MIL-STD-202, Method 208
<b>Lead Pull Force</b>	MIL-STD-202, Method 211, Test Condition A (will Withstand a 7lbs. Axial pull test)

<b>Operating Temperature</b>	-55°C to +125°C with proper de-rating
<b>Thermal Shock</b>	MIL-STD-202, Method 213, Test Condition I (100 G's peak for 6 milliseconds)
<b>Vibration</b>	MIL-STD-202, Method 201 (10-55 Hz); Method 204, Test Condition C (55-2000 Hz at 10 G's Peak)

**Dimensions**



**Part Numbering System**



**Packaging**

Packaging Option	Packaging Specification	Quantity	Quantity & Packaging Code
*T1: 52.4mm (2.062") Tape and Reel	EIA 296		Refer to the tables in Part Numbering System above

Notes: \* T1 dimension is defined as the length of the component between the two tapes. The full component length is 62.7mm (2.468").