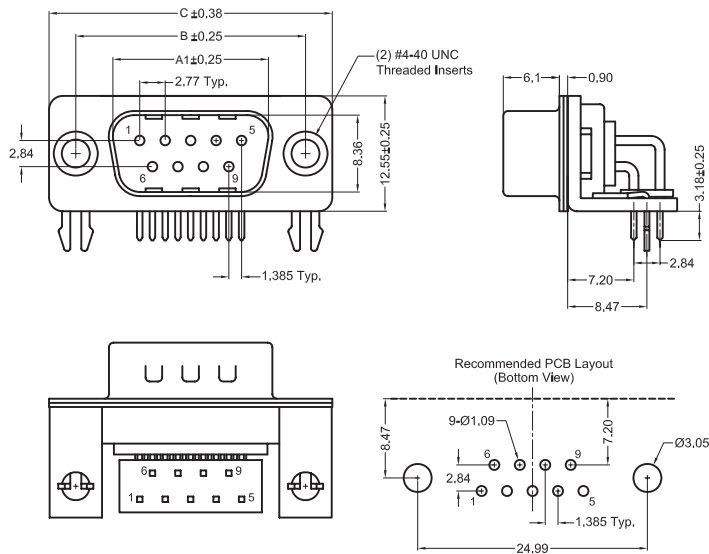




K85R1X Series Right Angle PCB Mount Open Body

K85R1X Dimensions Dimensions in mm



Number of Contacts (Shell Size)	Dimensions in mm				
	A	A1	B	C	D
9 (E)	16.33	16.92	24.99	30.81	20.19
15 (A)	24.66	25.25	33.32	39.14	27.51
25 (B)	38.38	38.96	47.04	53.04	41.96

A = Exterior of Female Shell (S)
A1 = Interior of Male Shell (P)

D-SUBMINIATURE CONNECTORS

K85R1X Series

Documentation & Ordering Information

Kycon Part #

Part Number Builder

Series	Shell Size	Contact Construction	Number of Contacts	Contact Type	Mounting Options	Jack Screw Options
--------	------------	----------------------	--------------------	--------------	------------------	--------------------

Series

K85R1X - Kycon D-Subminiature Connector, Right Angle PCB Termination .283" (7.2 mm) Footprint

Shell Size

- E - 9 Contacts
- A - 15 Contacts
- B - 25 Contacts

Contact Construction

D - Precision Formed Right Angle

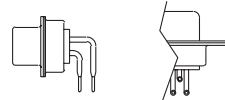
Pin Contact Type

- P - Pin Contact (Plug)
- S - Socket Contact (Receptacle)

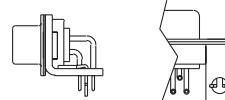
Mounting Option

- Blank - No Mounting Brackets
- N - Mounting Brackets with Grounding Board Locks and Riveted Threaded Inserts

-Blank Option



-N Option



Jack Screw Option

- Blank - No Jack Screws
- J - 4-40 Hex Jack Screws
- R - 4-40 Round Riveted Jack Screws

Mouser Electronics

Authorized Distributor

Click to View Pricing, Inventory, Delivery & Lifecycle Information:

[Kycon:](#)

[K85R2X-AD-15P-O](#) [K85R1X-ED-9P](#) [K85R2X-ED-9P-N](#)