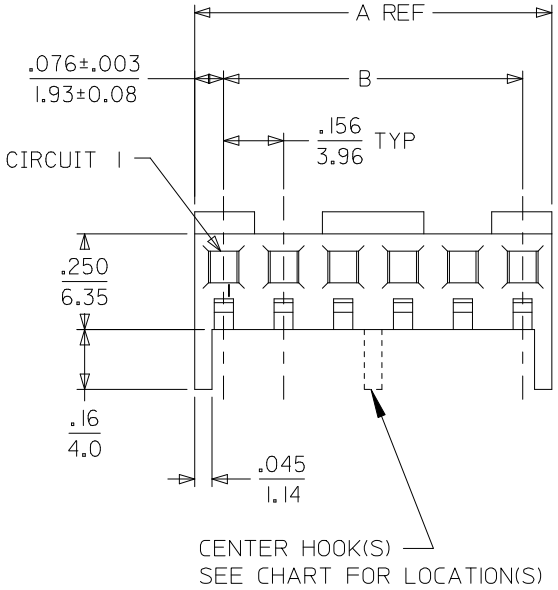

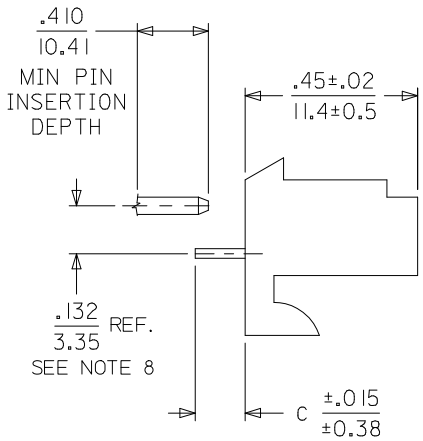

CKT	A	B	CENTER HOOK(S) LOCATED BETWEEN CIRCUITS
02	.308 7.82	.156±.005 3.96±0.13	NONE
03	.464 11.79	.312±.005 7.92±0.13	NONE
04	.620 15.75	.468±.005 11.89±0.13	NONE
05	.776 19.71	.624±.005 15.85±0.13	NONE
06	.932 23.67	.780±.005 19.81±0.13	NONE
07	1.088 27.64	.936±.010 23.77±0.25	NONE
08	1.244 31.60	1.092±.010 27.74±0.25	4 & 5
09	1.400 35.56	1.248±.010 31.70±0.25	4 & 5
10	1.556 39.52	1.404±.010 35.66±0.25	5 & 6
11	1.712 43.48	1.560±.010 39.62±0.25	5 & 6
12	1.868 47.45	1.716±.010 43.59±0.25	4 & 5, 8 & 9
13	2.024 51.41	1.872±.010 47.55±0.25	6 & 7, 11 & 12
14	2.180 55.37	2.028±.014 51.51±0.36	5 & 6, 9 & 10
15	2.336 59.33	2.184±.014 55.47±0.36	5 & 6, 10 & 11

NOTES:
1. HOUSING MATERIAL: NYLON, UL 94V-2
2. FINISH:
   (909) = OVERALL HOT TIN DIP: .000100/0.00254 MIN.
   (197) OVERALL REFLOWED MATTE TIN: 0.00152/.000060 MIN.
   OVER 0.00127/.000050 MIN. NICKEL OVERALL.
   (154) = OVERALL TIN: .000100/0.00254 MIN.
   OVERALL NICKEL UNDERPLATE: .000050/0.00127 MIN.
   (208) = SELECT GOLD: .000015/0.00038 MIN.
   SELECT TIN: .000100/0.00254 MIN.
   OVERALL NICKEL UNDERPLATE: .000050/0.00127 MIN.
3. PRODUCT SPECIFICATION: PS-08-50
4. PACKAGING INFORMATION: SEE CHARTS.
5. SOLDERABILITY SPECIFICATION: SMES-152
6. RIGHT ANGLE OPTIONS: SEE DRAWING SDA-2145-001.
7. TOP ENTRY OPTIONS: SEE DRAWING SDA-2145-002.
8. .132/3.35 DIMENSION IS CENTER OF TERMINAL TO CENTER OF MATING PIN AND DOES NOT REFLECT CENTER OF THE CONNECTOR HOUSING WINDOW DIMENSION.
9. THIS PART CONFORMS TO CLASS B REQUIREMENTS OF COSMETIC SPECIFICATION PS-45499-002.

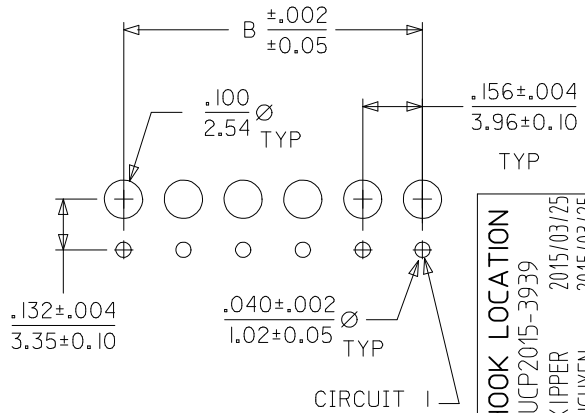

PCB LAYOUT: COMPONENT SIDE
RECOMMENDED PCB THICKNESS .062/1.57

SHT.	REV.
2	Z
1	Z1

ADD HOOK LOCATION
EC NO: UCP2015-3939
DRWN:MKIPPER 2015/03/25
CH'KD:NNGUYEN 2015/03/25
APPR:FSMITH 2015/03/27
DESCRIPTION
Z1
REV

QUALITY SYMBOLS
F/A =0
F/V =0
F/P =0

GENERAL TOLERANCES (UNLESS SPECIFIED)

	mm	INCH
4 PLACES	± ---	± ---
3 PLACES	± ---	± .010
2 PLACES	± 0.25	± .014
1 PLACE	± 0.36	± ---
0 PLACE	±	±

ANGULAR ±1/2°
DRAFT WHERE APPLICABLE MUST REMAIN WITHIN DIMENSIONS

DIMENSION STYLE: IN/MM
SCALE: ---
DESIGN UNITS: INCH
THIRD ANGLE PROJECTION

DRAWN BY: SAMIEC DATE: 01/16/03
CHECKED BY: SAMIEC DATE: 01/16/03
APPROVED BY: MARGULIS DATE: 01/16/03

TITLE: KK 156 HOUSING ASSY
PC TAIL
BOTTOM ENTRY

molex

MATERIAL NO.: SEE CHART
DOCUMENT NO.: SDA-2145-003
SHEET NO.: 1 OF 4
SIZE: A

THIS DRAWING CONTAINS INFORMATION THAT IS PROPRIETARY TO MOLEX INCORPORATED AND SHOULD NOT BE USED WITHOUT WRITTEN PERMISSION

KK 156 PCB ASSY 2-15 CKT

2145 BOTTOM ENTRY SERIES

OPTIONS				
	RAMPS	YES	RAMPS	YES
	HOOKS:	YES	HOOKS:	YES
	COLOR:	WHITE	COLOR:	WHITE
	MOLD VOID:	NONE	MOLD VOID:	NONE
	TERM MATL:	PHOS BRONZE	TERM MATL:	PHOS BRONZE
	CONTACT:	STANDARD	CONTACT:	STANDARD
	PC TAIL (C):	.160 / 4.06	PC TAIL (C):	.160 / 4.06
	PLT CODE:	197 – TIN	PLT CODE:	208 – 15 GOLD
	TERM VOID:	NONE	TERM VOID:	NONE
	PACKAGING:	TRAY PK-2145-001	PACKAGING:	TRAY PK-2145-001

Ckt	Material No	Material No
2	09-62-6024	09-62-4028
3	09-62-6034	09-62-4038
4	09-62-6044	09-62-4048
5	09-62-6054	09-62-4058
6	09-62-6064	09-62-4068
7	09-62-6074	09-62-4078
8	09-62-6084	09-62-4088
9	09-62-6094	09-62-4098
10	09-62-6104	09-62-4108
11	09-62-6114	09-62-4118
12	09-62-6124	09-62-4128
13	09-62-6134	09-62-4138
14	09-62-6144	09-62-4148
15	09-62-6154	09-62-4158

REV:		TITLE:	SHEET No.
Z	**CHANGE PLATING** **UCP2012-1821** **1/04/2012 MMSTROH**	KK 156 PCB ASSY 2145 BOTTOM ENTRY SERIES	**- 2 -**

DOCUMENT NUMBER:	CREATED / REVISED BY:	CHECKED BY:	APPROVED BY:
SDA-2145-003	**MMSTROH**	**MKIPPER**	**FSMITH**

KK 156 PCB ASSY 2-15 CKT

2145 BOTTOM ENTRY SERIES

OPTIONS								
	RAMPS	YES	RAMPS	YES	RAMPS	YES	RAMPS	YES
	HOOKS:	YES	HOOKS:	YES	HOOKS:	YES	HOOKS:	YES
	COLOR:	WHITE	COLOR:	WHITE	COLOR:	WHITE	COLOR:	WHITE
	MOLD VOID:	NONE	MOLD VOID:	NONE	MOLD VOID:	NONE	MOLD VOID:	NONE
	TERM MATL:	PHOS BRONZE	TERM MATL:	BRASS	TERM MATL:	BRASS	TERM MATL:	BRASS
	CONTACT:	STANDARD	CONTACT:	STANDARD	CONTACT:	STANDARD	CONTACT:	STANDARD
	PC TAIL (C):	.160 / 4.06	PC TAIL (C):	.160 / 4.06	PC TAIL (C):	.160 / 4.06	PC TAIL (C):	.126 / 3.20
	PLT CODE:	P909 – TIN	PLT CODE:	P909 – TIN	PLT CODE:	208 – 15 GOLD	PLT CODE:	P909 – TIN
	TERM VOID:	NONE	TERM VOID:	NONE	TERM VOID:	NONE	TERM VOID:	NONE
	PACKAGING:	TRAY PK-2145-001	PACKAGING:	TRAY PK-2145-001	PACKAGING:	TRAY PK-2145-001	PACKAGING:	TRAY PK-2145-001

Ckt	Material No	Material No	Material No	Material No
2	09-52-2028	09-52-3022	09-62-3022	09-52-5022
3	09-52-2038	09-52-3032	09-62-3032	09-52-5032
4	09-52-2048	09-52-3042	09-62-3042	09-52-5042
5	09-52-2058	09-52-3052	09-62-3052	09-52-5052
6	09-52-2068	09-52-3062	09-62-3062	09-52-5062
7	09-52-2078	09-52-3072	09-62-3072	09-52-5072
8	09-52-2088	09-52-3082	09-62-3082	09-52-5082
9	09-52-2098	09-52-3092	09-62-3092	09-52-5092
10	09-52-2108	09-52-3102	09-62-3102	09-52-5102
11	09-52-2118	09-52-3112	09-62-3112	09-52-5112
12	09-52-2128	09-52-3122	09-62-3122	09-52-5122
13	09-52-2138	09-52-3132	09-62-3132	09-52-5132
14	09-52-2148	09-52-3142	09-62-3142	09-52-5142
15	09-52-2158	09-52-3152	09-62-3152	09-52-5152

REV:		TITLE:	SHEET No.
Z	**CHANGE PLATING** **UCP2012-1821** **1/04/2012 MMSTROH**	KK 156 PCB ASSY 2145 BOTTOM ENTRY SERIES	**- 3 -**

DOCUMENT NUMBER:	CREATED / REVISED BY:	CHECKED BY:	APPROVED BY:
SDA-2145-003	**MMSTROH**	**MKIPPER**	**FSMITH**

KK 156 PCB ASSY 2-15 CKT

2145 BOTTOM ENTRY SERIES

	Assy Proc:	BOTTOM ENTRY	Assy Proc:		Assy Proc:		Assy Proc:	
	Housing No:	2145-N-AN	Housing No:		Housing No:		Housing No:	
	Terminal No:	6298-154	Terminal No:		Terminal No:		Terminal No:	
	Dim C:	.160 / 4.06	Dim C:		Dim C:		Dim C:	
	Plating:	154-TIN	Plating:		Plating:		Plating:	
	Packaging:	PK-2145-001	Packaging:		Packaging:		Packaging:	
	Voids:	NO	Voids:		Voids:		Voids:	
Ckts	Material No	Engineer Number	Material No	Engineer Number	Material No	Engineer Number	Material No	Engineer Number
2	50-30-4405	A-2145-BA02L-154						
3	50-30-4406	A-2145-BA03L-154						
4	50-30-4407	A-2145-BA04L-154						
5	50-30-4408	A-2145-BA05L-154						
6	50-30-4409	A-2145-BA06L-154						
7	50-30-4411	A-2145-BA07L-154						
8	50-30-4412	A-2145-BA08L-154						
9	50-30-4413	A-2145-BA09L-154						
10	50-30-4414	A-2145-BA10L-154						
11	50-30-4415	A-2145-BA11L-154						
12	50-30-4416	A-2145-BA12L-154						
13	50-30-4417	A-2145-BA13L-154						
14	50-30-4418	A-2145-BA14L-154						
15	50-30-4419	A-2145-BA15L-154						

REV:		TITLE:	SHEET No.
Z	**CHANGE PLATING** **UCP2012-1821** **1/04/2012 MMSTROH**	KK 156 PCB ASSY 2145 BOTTOM ENTRY SERIES	**- 4 -**

DOCUMENT NUMBER:	CREATED / REVISED BY:	CHECKED BY:	APPROVED BY:
SDA-2145-003	**MMSTROH**	**MKIPPER**	**FSMITH**