

SPECIFICATIONS

ELECTRICAL

RESISTANCE RANGE SEE CHART
 RESISTANCE TOLERANCE ±.3%
 LINEARITY(INDEPENDENT) ±0.25%
 RESOLUTION SEE CHART
 END RESISTANCE 1 OHM OR .1%
 TRAVEL SEE TABLE
 NOISE 100 OHM MAX.
 POWER RATING SEE TABLE
 INSULATION RESISTANCE 100 MEGOHMS AT 1000VDC
 DIELECTRIC STRENGTH 1000 VAC AT SEA LEVEL

MECHANICAL

NUMBER OF TURNS SEE TABLE
 TRAVEL SEE TABLE
 TORQUE,ROTATIONAL 0.7 IN.OZ. MAX.
 LIFE,ROTATIONAL SEE TABLE
 STOP STRENGTH 94 IN.OZ.
 RADIAL PLAY002 TIR
 END PLAY005

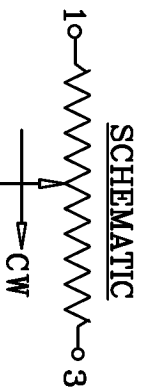
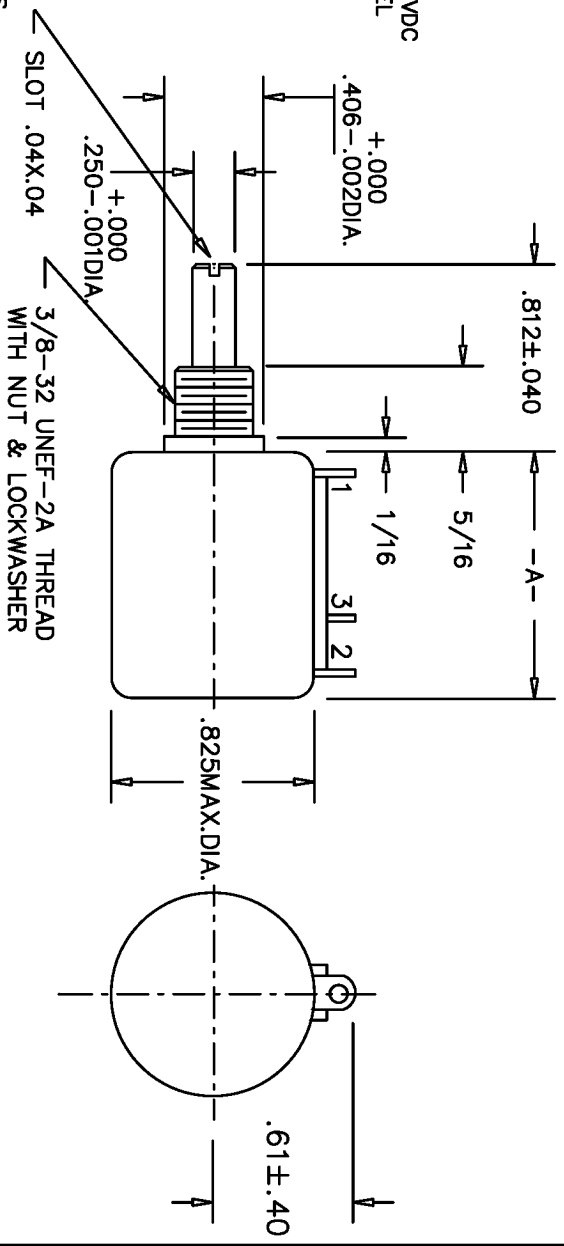
ENVIRONMENTAL

OPERATING TEMPERATURE -55°C TO +105°C
 TEMPERATURE COEFFICIENT SEE CHART
 VIBRATION 10HZ TO 2000HZ 15G
 SHOCK 50G 11MS
 MOISTURE RESISTANCE 40°C 95%RH 240 HOURS

NOTE:

WIREWOUND RESISTANCE ELEMENT

REV.	BY	DATE	PART NO.
E	BT	5-24 93	MW20B



RESOLUTION CHART (%)

DASH NO.	10	20	50	100	200	500	1K	2K	5K	10K	20K	50K	100K
-3	.15	.12	.15	.11	.10	.08	.07	.06	.05	.04	.03	.02	.01
-5	.10	.08	.10	.10	.08	.06	.05	.04	.03	.02	.02	.01	.01
-10	.06	.04	.06	.05	.03	.03	.02	.02	.02	.01	.01	.01	.01

TABLED SPECIFICATIONS

DASH NO.	NO.OF TURNS	MECHANICAL ANGLE+10°-0°	ELECTRICAL ANGLE ±5°	POWER RATING	ROTATIONAL LIFE	DIM -A-	WEIGHT
-3	3	1080°	1080°	.7WATTS	600,000	.71	1.4 OZ.
-5	5	1800°	1800°	1 WATT	1,000,000	.71	1.4 OZ.
-10	10	3600°	3600°	2 WATTS	2,000,000	1.00	1.7 OZ.


OPTIONS
 SERVO MOUNTING
 SPECIAL RESISTANCES AND LINEARITIES
 MODIFIED SHAFTS
 EXTRA TAPS
 HIGH TORQUE
 EXTRA GANGS(UP TO 6)2nd GANG ADD 1.087"LGTH,
 TRACKING 2X LIN.(MAX), PHASED AT CCW

TOLERANCES

XX = +/- .010" FRACT. = +/- 1/64"
 XXX = +/- .005" ANGLES = +/- 1/2°
 ALL SPECIFICATIONS SUBJECT TO CHANGE WITHOUT NOTICE.

THIS DOCUMENT CONTAINS PROPRIETARY DATA OF POLARIS INDUSTRIAL ENTERPRISES,INC. NO DISCLOSURE, REPRODUCTION, OR USE OF ANY PART THERE OF MAY BE MADE EXCEPT BY WRITTEN PERMISSION.

TITLE:
 MULTI-TURN
 POTENTIOMETER



ETI SYSTEMS
 CARLSBAD CALIFORNIA

PART NO.
 MW20B