INTERFACES CONNECTOR-TO-WIRE
Subminiature SD **Male** Module
35 or 32 mm DIN Rail Mount

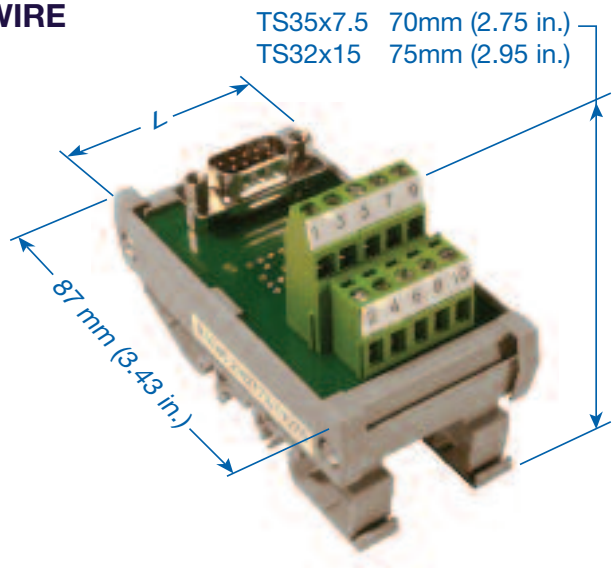

Technical Information

Current .....4 A
Voltage .....250V AC
Wire Range .....0.5-4 mm² / 22-12 AWG
Torque .....0.5-4 Nm / 4 lbs-in.
Stripping Length ...8 mm

SCREW CLAMP

Part Number	Type	No. of Poles	Module Length (L) in mm(in.)	Std. Pk.
5740.2	SD-M9	9	45 (1.77)	1
5741.2	SD-M15	15	53 (2.09)	1
5741.3*	HDSD-M15	15	53 (2.09)	1
5742.2	SD-M25	25	80 (3.15)	1
5743.2	SD-M37	37	113 (4.45)	1
5744.2[a,b]	SD-M50	50	136 (5.35)	1

SPRING CLAMP

Part Number	Type	No. of Poles	Module Length (L) in mm(in.)	Std. Pk.
5740.2/S	SD-M9	9	45 (1.77)	1
5741.2/S	SD-M15	15	53 (2.09)	1
5741.3/S*	HDSD-M15	15	53 (2.09)	1
5742.2/S	SD-M25	25	80 (3.15)	1
5743.2/S	SD-M37	37	113 (4.45)	1
5744.2/S[a,b]	SD-M50	50	136 (5.35)	1

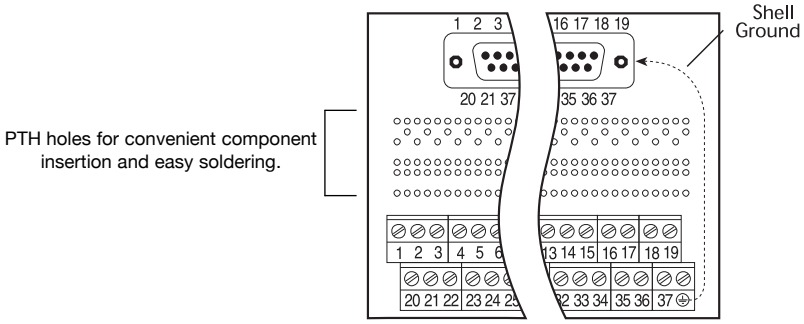

Female Connector SD-F37
37 Pin Socket Female Connector
Shown with component counting holes
(pads are on solder side)

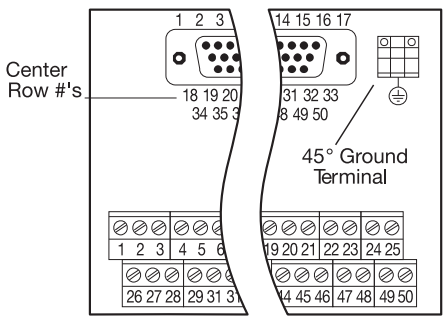

Female Connector SD-F50
50 Pin Socket Female Connector
Shown with no component solder pads

Other models available; please contact Altech.

Suffix	Description
none	Screw Terminal; DIN Rail Mount
/S	Spring Terminal; DIN Rail Mount
/P	Screw Terminal; Panel Mount
/L	Screw Terminal; Long Latch Connector; DIN Rail Mount
/SL	Spring Terminal; Long Latch Connector; DIN Rail Mount
/SP	Spring Terminal; Panel Mount

Example: Part Number 5727.2/L for Long Latch model.

* High density version.
[a] SD-M50 is only available with a 1.5A current rating.
[b] SD-F50 and SD-M50 are double-sided boards and do not have component solder pads.

DATA SUBJECT TO CHANGE WITHOUT NOTICE