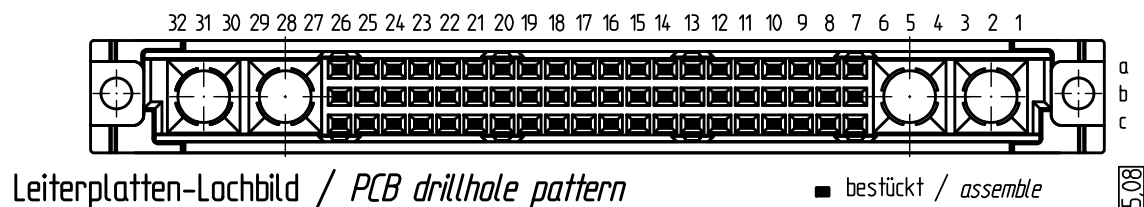
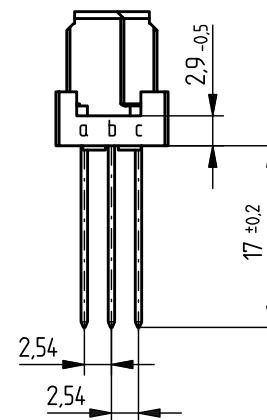
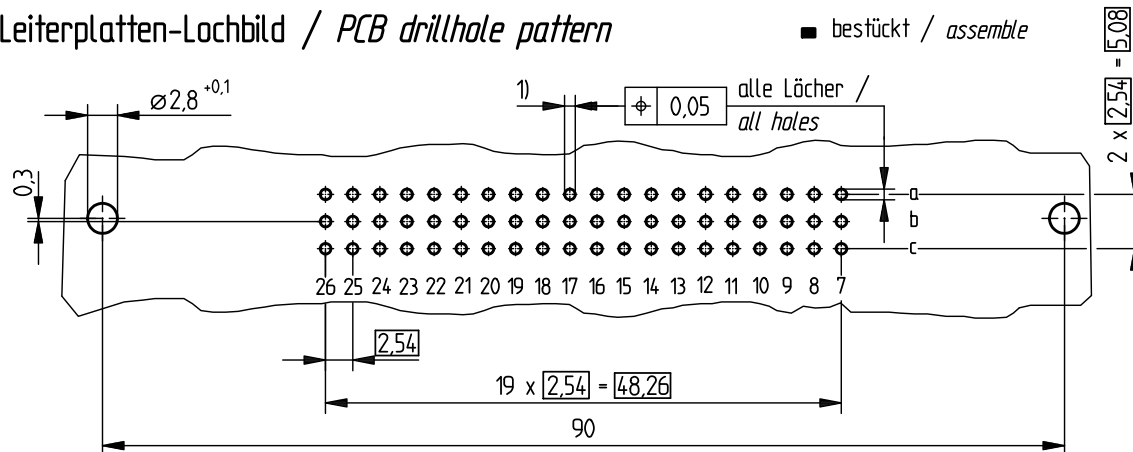


Bestückungsplan / *contact layout*



Leiterplatten-Lochbild / *PCB drillhole pattern*



Elastische Einpresszone / *compliant pressfit zone*

Isolierwerkstoff / *housing material* : PBT GF30

Bauart 7 / *type 7*

Anforderungsstufe 2 = 400 Steckzyklen / *performance class 2 = 400 mating cycles*

Fehlende Masse und Angaben nach IEC 60 603-2 / DIN EN 60 603-2

Missing information and dimensions per IEC 60 603-2 / DIN EN 60 603-2

Schichtaufbau im metallisierten Loch siehe Zeichnung 164062/Nr.6

diameter of drilled hole see drawing 164062/No.6

1)  $\phi 1,0 \pm 0,09$  Durchmesser des metallisierten Loches

$\phi 1,0 \pm 0,09$  Diameter of finished plated-through hole

Bedruckung siehe Zeichnung 294875

Marking see drawing 294875

Information:  All rights reserved. Only for information. To insure that this is the latest version of this drawing, please contact one of the ERNI companies before using.	Tolerances  All Dimensions in mm	Scale 1:1	Designation  <b>Federleiste M 60-4 EE</b> <b>Fem. Connector M 60-4 Pressfit</b>
Consider protection memo from DIN 34	ERNI	www.ERNI.com	354140
Index	Date	H:00067856.SZA	STVM

# Mouser Electronics

Authorized Distributor

Click to View Pricing, Inventory, Delivery & Lifecycle Information:

[ERNI Electronics:](#)

[354140](#)