DIMENSIONS: mm (in.)

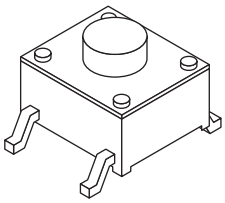

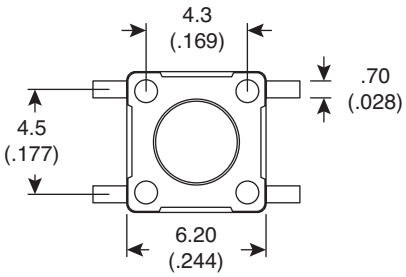

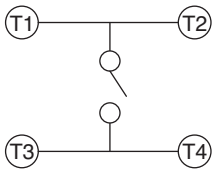

Circuit Diagram

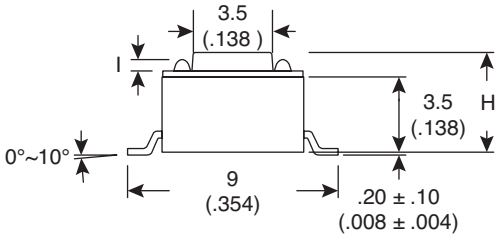

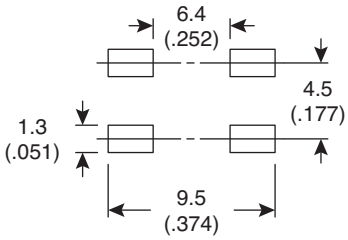

PCB Layout

Mechanical Specifications:

- Type: SPST
- Operating Temperature: -25°~+70°C
- Operating Force: 160 ± 50g
- Storage Temperature: -30°~ +80°C
- Travel/Stroke: .25 +.2 / -.1mm)
- Stop Strength: 3Kg for 15 seconds

Electrical Specifications:

- Rating: 50mA/12VDC
- Insulation resistance: 100MΩ min. @ 500VDC
- Dielectric strength: 250VAC for 1 minute
- Contact resistance: 100mΩ max.
- Electrical life: 500,000 cycles

Materials:

- Cover: stainless steel
- Contacts: silver clad phosphor bronze
- Terminals: silver clad brass
- Base: LCP, brown
- Stem: Nylon, brown

Soldering Process:

- The condition for Reflow Soldering is the temperature on the Cu foil of the PCB surface. There are cases where board's temperature greatly differs from switch's surface be used not to allow switch's surface temperature to exceed 260°C
- Manual Soldering: Soldering Temperature: Max.350°C
  Continuous Soldering Time: Max. 5 Seconds

Mouser Stock No.	Dimensions (in.) mm	
	H	I (Max)
101-0164-EV	(.169) 4.30	(.0197) .50
101-0264-EV	(.197) 5.00	(.0236) .60
101-0364-EV	(.276) 7.00	(.0236) .60
101-0464-EV	(.374) 9.51	(.0236) .60

Note:

- RoHS Compliant
- General Tolerances: Max.+/-.20mm

Tactile Switches (SMD)

101-0164-EV, 101-0264-EV, 101-0364-EV, 101-0464-EV

Mountain Switch

Specifications are subject to change without notice. No liability or warranty implied by this information. Environmental compliance based on producer documentation.