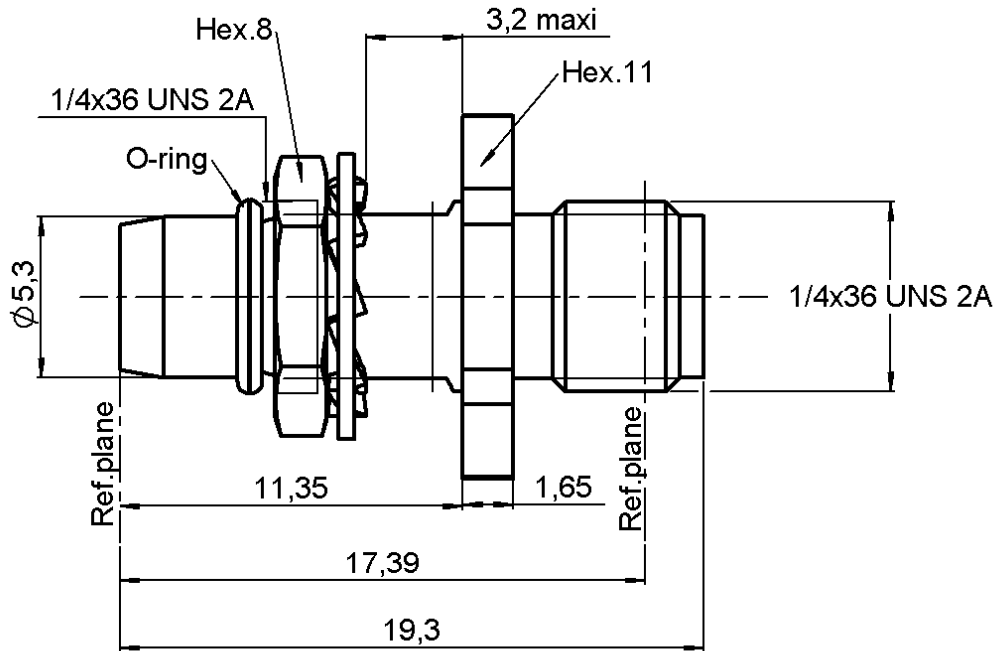


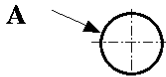
**SMA FEMALE - BMA MALE**  
**BULKHEAD STRAIGHT ADAPTER**

**R191.355.001**

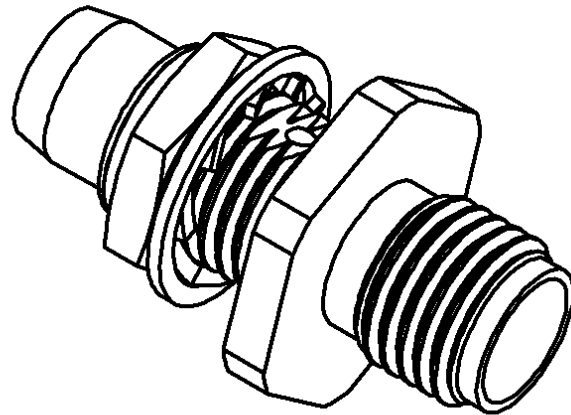
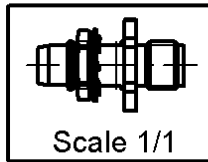
Série : ADAPT



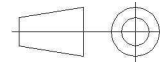
**PANEL CUT OUT**



mm		
	Maxi	mini
A	6.175	6.15



All dimensions are in mm.



COMPONENTS	MATERIALS	PLATING ( $\mu\text{m}$ )
BODY	STAINLESS STEEL	PASSIVATED.
CENTER CONTACT	BERYLLIUM COPPER	GOLD 1.3 OVER NICKEL2
OUTER CONTACT	-	-
INSULATOR	PTFE	-
GASKET	SILICONE RUBBER	-
OTHERS PARTS	BRASS	NICKEL 2
-	-	-
-	-	-

Issue : 1206 B

In the effort to improve our products, we reserve the rights to make changes judged to be necessary.



**SMA FEMALE - BMA MALE  
BULKHEAD STRAIGHT ADAPTER**

**R191.355.001**

Série : ADAPT

**PACKAGING**

Standard	Unit	Other
<b>1</b>		<b>Contact us</b>

**SPECIFICATION**

**ELECTRICAL CHARACTERISTICS**

Impedance		<b>50</b> Ω
Frequency		<b>0-18</b> GHz
VSWR	<b>1.05</b> +	<b>0,0050</b> x F(GHz) Maxi
Insertion loss		<b>0.09</b> √F(GHz) dB Maxi
RF leakage	- (	<b>80</b> - F(GHz)) dB Maxi
Voltage rating		<b>500</b> Veff Maxi
Dielectric withstanding voltage		<b>1000</b> Veff mini
Insulation resistance		<b>5000</b> MΩ mini

**ENVIRONMENTAL**

Operating	<b>-65/+165</b> °C
Hermetic seal	<b>NA</b> Atm.cm3/s
Panel leakage	<b>NA</b>

**MECHANICAL CHARACTERISTICS**

Center contact retention		
Axial force – Mating end		<b>27</b> N mini
Axial force – Opposite end		<b>27</b> N mini
Torque		<b>NA</b> N.cm mini
Recommended torque		
Mating	<b>BMA</b>	<b>0</b> N.cm
	<b>SMA</b>	<b>0</b> N.cm
	-	<b>0</b> N.cm
Panel nut		<b>150</b> N.cm
Mating life		<b>500</b> Cycles mini
Weight		<b>3,7460</b> g

**OTHER CHARACTERISTICS**

Issue : 1206 B

In the effort to improve our products, we reserve the rights to make changes judged to be necessary.



**RADIALL**®